



































- Performance measure is below the NCQA Medicaid lower quartile for the associated year
- Performance measure is between the NCQA Medicaid lower quartile and the NCQA Medicaid 50th percentile for the associated year
- Performance measure is at or above the NCQA Medicaid 50th percentile for the associated year
- Comparison to be included once benchmark data are available; anticipated to be available in December 2023.

Last Updated: 8/4/2023

Line of Business Performance Measures ^{1,2}	Calendar Year	
	2020	2021
AHCCCS Complete Care (ACC)	2020	2021
Breast Cancer Screening: Total	49.5% 	49.4% 
Child and Adolescent Well-Care Visits	42.8% 	44.9% 
Childhood Immunization Status: Combination 3 ³	66.9% 	61.2% 
Comprehensive Diabetes Care: Hemoglobin A1c (HbA1c) Poor Control (> 9.0%) ^{3,4}	45.8% 	42.1% 
Developmental Screening in the First Three Years of Life: Ages 0 to 3 ^{3,5}	35.4% 	39.5% 
Follow-Up After Emergency Department Visit for Alcohol and Other Drug Abuse or Dependence within 7 Days: Total	17.7% 	15.8% 
Follow-Up After Emergency Department Visit for Alcohol and Other Drug Abuse or Dependence within 30 Days: Total	24.3% 	22.2% 
Follow-Up After Emergency Department Visit for Mental Illness within 7 Days: Total	47.6% 	45.4% 
Follow-Up After Emergency Department Visit for Mental Illness within 30 Days: Total	58.0% 	55.7% 
Follow-Up After Hospitalization for Mental Illness within 7 Days: Total	43.6% 	42.5% 
Follow-Up After Hospitalization for Mental Illness within 30 Days: Total	59.8% 	58.8% 
Immunizations for Adolescents: Combination 1 ³	85.6% 	84.7% 
Immunizations for Adolescents: Combination 2 ³	43.2% 	39.4% 
Prenatal and Postpartum Care: Timeliness of Prenatal Care ^{3,6}	77.3% 	79.4% 
Prenatal and Postpartum Care: Postpartum Care ^{3,6}	64.6% 	65.2% 
Use of First-Line Psychosocial Care for Children and Adolescents on Antipsychotics: Ages 1 to 17	0.0% 	67.8% 
Well-Child Visits in the First 30 Months of Life: 15 Months (Rate 1)	60.6% 	59.8% 

Notes:

¹ Higher rate indicates better performance unless otherwise indicated.

² Data reflective of the National Committee for Quality Assurance (NCQA) Healthcare Effectiveness Data and Information Set (HEDIS[®]) methodology unless otherwise specified.

³ Measure allows for hybrid methodology; however, data may be reflective of varied approaches to measure calculation (i.e., use of administrative only or mixed methodologies).

⁴ Lower rate indicates better performance.











⁵ Data reflective of CMS Core Set methodology; CMS Medicaid Median and associated quartile data are not yet available for CY 2020 or CY 2021 comparison.

⁶ Measure identified as an opportunity for improvement; included as part of an active/upcoming performance improvement project (PIP) or included as a measure under Value Based Purchasing (VBP).



- Performance measure is below the NCQA Medicaid lower quartile for the associated year
- Performance measure is between the NCQA Medicaid lower quartile and the NCQA Medicaid 50th percentile for the associated year
- Performance measure is at or above the NCQA Medicaid 50th percentile for the associated year
- Comparison to be included once benchmark data are available; anticipated to be available in December 2023.

Last Updated: 8/4/2023

Line of Business Performance Measures ^{1,2}	Calendar Year	
	2020	2021
Arizona Department of Child Safety Comprehensive Health Plan (DCS-CHP), Formerly Comprehensive Medical & Dental Program (CMDP)		
Child and Adolescent Well-Care Visits	66.2% 	66.9% 
Childhood Immunization Status: Combination 3 ³	79.7% 	65.4% 
Developmental Screening in the First Three Years of Life: Ages 0 to 3 ^{3,4}	46.6% 	51.9% 
Immunizations for Adolescents: Combination 1 ³	96.4% 	98.5% 
Immunizations for Adolescents: Combination 2 ³	60.3% 	70.9% 

Notes:

- ¹ Higher rate indicates better performance unless otherwise indicated.
- ² Data reflective of the National Committee for Quality Assurance (NCQA) Healthcare Effectiveness Data and Information Set (HEDIS[®]) methodology unless otherwise specified.
- ³ Measure allows for hybrid methodology; however, data may be reflective of varied approaches to measure calculation (i.e., use of administrative only methodology).
- ⁴ Data reflective of CMS Core Set methodology; CMS Medicaid Median and associated quartile data are not yet available for CY 2020 or CY 2021 comparison.















Performance measure is below the NCQA Medicaid lower quartile for the associated year

Performance measure is between the NCQA Medicaid lower quartile and the NCQA Medicaid 50th percentile for the associated year

Performance measure is at or above the NCQA Medicaid 50th percentile for the associated year

Last Updated: 8/4/2023

Line of Business Performance Measures ^{1,2}	Calendar Year	
	2020	2021
Arizona Long-Term Care System (ALTCS), Developmental Disabilities (DD)		
Breast Cancer Screening: Total ³	47.4% 	48.9% 
Child and Adolescent Well-Care Visits	47.9% 	50.4% 
Childhood Immunization Status: Combination 3 ⁴	70.6% 	77.5% 
Comprehensive Diabetes Care: Hemoglobin A1c (HbA1c) Poor Control (> 9.0%) ^{4,5}	24.2% 	21.8% 
Immunizations for Adolescents: Combination 1 ⁴	81.8% 	83.5% 
Immunizations for Adolescents: Combination 2 ⁴	34.1% 	31.8% 

Notes:

¹ Higher rate indicates better performance unless otherwise indicated.

² Data reflective of the National Committee for Quality Assurance (NCQA) Healthcare Effectiveness Data and Information Set (HEDIS[®]) methodology unless otherwise specified.

³ This measure was identified as an opportunity for improvement; as such, AHCCCS is currently working/worked with the MCOs to determine and implement strategies and interventions to improve performance.

⁴ Measure allows for hybrid methodology; however, data may be reflective of varied approaches to measure calculation (i.e., use of administrative only methodology).

⁵ Lower rate indicates better performance.











Performance measure is below the NCQA Medicaid lower quartile for the associated year

Performance measure is between the NCQA Medicaid lower quartile and the NCQA Medicaid 50th percentile for the associated year

Performance measure is at or above the NCQA Medicaid 50th percentile for the associated year

Last Updated: 8/4/2023

Line of Business Performance Measures ^{1,2}	Calendar Year	
	2020	2021
Arizona Long-Term Care System (ALTCS), Elderly and Physical Disabilities (EPD)		
Breast Cancer Screening: Total ³	36.3% 	35.4% 
Comprehensive Diabetes Care: Hemoglobin A1c (HbA1c) Poor Control (> 9.0%) ^{4,5}	39.4% 	33.0% 
Follow-Up After Hospitalization for Mental Illness within 7 Days: Total	36.6% 	44.4% 
Follow-Up After Hospitalization for Mental Illness within 30 Days: Total ⁶	49.7% 	51.6% 

Notes:

¹ Higher rate indicates better performance unless otherwise indicated.

² Data reflective of the National Committee for Quality Assurance (NCQA) Healthcare Effectiveness Data and Information Set (HEDIS[®]) methodology unless otherwise specified.

³ Measure identified as an opportunity for improvement; included as part of an active/upcoming performance improvement project (PIP) or included as a measure under Value Based Purchasing (VBP).

⁴ Measure allows for hybrid methodology; however, data may be reflective of varied approaches to measure calculation (i.e., use of administrative only or mixed methodologies).

⁵ Lower rate indicates better performance.

⁶ This measure was identified as an opportunity for improvement; as such, AHCCCS is currently working/worked with the MCOs to determine and implement strategies and interventions to improve performance.























Performance measure is below the NCQA Medicaid lower quartile for the associated year

Performance measure is between the NCQA Medicaid lower quartile and the NCQA Medicaid 50th percentile for the associated year

Performance measure is at or above the NCQA Medicaid 50th percentile for the associated year

Last Updated: 8/4/2023

Line of Business Performance Measures ^{1,2}	Calendar Year	
	2020	2021
Serious Mental Illness (SMI)		
Breast Cancer Screening: Total ³	37.0% 	34.3% 
Comprehensive Diabetes Care: Hemoglobin A1c (HbA1c) Poor Control (> 9.0%) ^{4,5}	45.2% 	38.0% 
Follow-Up After Emergency Department Visit for Alcohol and Other Drug Abuse or Dependence within 7 Days: Total	20.4% 	19.8% 
Follow-Up After Emergency Department Visit for Alcohol and Other Drug Abuse or Dependence within 30 Days: Total	30.1% 	27.6% 
Follow-Up After Emergency Department Visit for Mental Illness within 7 Days: Total	60.3% 	53.9% 
Follow-Up After Emergency Department Visit for Mental Illness within 30 Days: Total	75.2% 	70.1% 
Follow-Up After Hospitalization for Mental Illness within 7 Days: Total	65.8% 	64.3% 
Follow-Up After Hospitalization for Mental Illness within 30 Days: Total	82.1% 	81.2% 
Prenatal and Postpartum Care: Timeliness of Prenatal Care ^{3,5}	76.6% 	74.8% 
Prenatal and Postpartum Care: Postpartum Care ^{3,5}	64.2% 	57.1% 

Notes:




¹ Higher rate indicates better performance unless otherwise indicated.


² Data reflective of the National Committee for Quality Assurance (NCQA) Healthcare Effectiveness Data and Information Set (HEDIS[®]) methodology unless otherwise specified.

³ Measure identified as an opportunity for improvement; included as part of an active/upcoming performance improvement project (PIP) or included as a measure under Value Based Purchasing (VBP).

⁴ Lower rate indicates better performance.

⁵ Measure allows for hybrid methodology; however, data may be reflective of varied approaches to measure calculation (i.e., use of administrative only or mixed methodologies).

-  Performance measure is below the CMS Medicaid lower quartile for the associated year
-  Performance measure is between the CMS Medicaid lower quartile and the CMS Medicaid Median for the associated year
-  Performance measure is at or above the CMS Medicaid Median for the associated year

 Comparison to be included once benchmark data are available; anticipated to be available in December 2023.

Last Updated: 8/4/2023

Statewide Performance Measures ^{1,2,3}	Calendar Year	
	2020	2021
Statewide	2020	2021
Breast Cancer Screening: Ages 50 to 64	48.7%	45.6%
Child and Adolescent Well-Care Visits	43.0%	45.0%
Developmental Screening in the First Three Years of Life: Ages 0 to 3	37.9%	38.4%
Follow-Up After Emergency Department Visit for Alcohol and Other Drug Abuse or Dependence within 7 Days: Age 18-64	20.2%	19.0%
Follow-Up After Emergency Department Visit for Alcohol and Other Drug Abuse or Dependence within 30 Days: Age 18-64	27.4%	26.0%
Follow-Up After Emergency Department Visit for Mental Illness within 7 Days: Age 18-64	47.2%	42.7%
Follow-Up After Emergency Department Visit for Mental Illness within 30 Days: Age 18-64	59.4%	55.9%
Follow-Up After Hospitalization for Mental Illness within 7 Days: Ages 6 to 17	72.0%	72.0%
Follow-Up After Hospitalization for Mental Illness within 30 Days: Ages 6 to 17	86.4%	86.5%
Follow-Up After Hospitalization for Mental Illness within 7 Days: Age 18-64	55.4%	54.9%
Follow-Up After Hospitalization for Mental Illness within 30 Days: Age 18 -64	72.3%	71.9%
Metabolic Monitoring for Children and Adolescents on Antipsychotics - Blood Glucose and Cholesterol Testing	33.7%	40.3%
Use of First-Line Psychosocial Care for Children and Adolescents on Antipsychotics: Ages 1 to 17	70.3%	67.4%
Well-Child Visits in the First 30 Months of Life: 15 Months (Rate 1)	56.5%	56.8%

Notes:

¹ Statewide rates are reflective of Managed Care enrolled members meeting continuous enrollment criteria within the Arizona Medicaid program (Title XIX and Title XXI).

² Higher rate indicates better performance unless otherwise indicated.

³ Data reflective of CMS Core Set methodology; CMS Medicaid Median and associated quartile data are not yet available for CY 2020 and CY 2021 comparison.