

**ARIZONA HEALTH CARE
COST CONTAINMENT SYSTEM**

**FINANCIAL STATEMENTS
AND SUPPLEMENTARY INFORMATION**

Year Ended June 30, 2018

ARIZONA HEALTH CARE COST CONTAINMENT SYSTEM

FINANCIAL STATEMENTS AND SUPPLEMENTARY INFORMATION

Year Ended June 30, 2018

CONTENTS

| | <u>Pages</u> |
|---|--------------|
| MANAGEMENT'S DISCUSSION AND ANALYSIS | 1 - 14 |
| INDEPENDENT AUDITORS' REPORT | 15 - 17 |
| BASIC FINANCIAL STATEMENTS | |
| Government-Wide Financial Statements | |
| Statement of Net Position | 18 |
| Statement of Activities | 19 |
| Fund Financial Statements | |
| Balance Sheet – Governmental Funds | 20 |
| Statement of Revenues, Expenditures and Changes in Fund Balances – Governmental Funds | 21 |
| Reconciliation of the Governmental Funds Statement of Revenues, Expenditures and Changes in Fund Balances - Governmental Funds to the Government-wide Statement of Activities | 22 |
| Notes to Financial Statements | 23 - 51 |
| REQUIRED SUPPLEMENTARY INFORMATION | |
| Budgetary Comparison Schedule – General Fund | 52 |
| Schedule of the Agency's Proportionate Share of the Net Pension Liability – Cost Sharing Plan | 53 |
| Schedule of the Agency's Pension Contributions | 54 |
| UNIFORM GUIDANCE SUPPLEMENTARY REPORTS | |
| Schedule of Expenditures of Federal Awards | 55 |
| Notes to the Schedule of Expenditures of Federal Awards | 56 |
| Independent Auditors' Report on Internal Control over Financial Reporting and on Compliance and Other Matters Based on an Audit of Financial Statements Performed in Accordance with <i>Government Auditing Standards</i> | 57 - 58 |
| Independent Auditors' Report on Compliance for Each Major Federal Program and Report on Internal Control over Compliance Required by the Uniform Guidance | 59 - 60 |
| Schedule of Findings and Questioned Costs | 61 - 62 |
| Corrective Action Plan and Summary Schedule of Prior Audit Findings | 63 - 64 |

MANAGEMENT'S DISCUSSION AND ANALYSIS

Management's Discussion and Analysis

For the Fiscal Year Ended June 30, 2018

Management of the Arizona Health Care Cost Containment System ("AHCCCS" or the "Agency") provides this Management's Discussion and Analysis for the benefit of the readers of the AHCCCS financial statements. This narrative overview and analysis of the financial activities of AHCCCS is for the fiscal year ended June 30, 2018. The intent of this discussion and analysis is to look at AHCCCS' performance as a whole. We encourage readers to consider this information in conjunction with the basic financial statements and related footnotes that follow this section.

Financial Highlights

Government-Wide

- The assets and deferred outflow of resources of AHCCCS exceeded its liabilities and deferred inflow of resources at fiscal year ended June 30, 2018 by \$84.6 million. AHCCCS' net position at June 30, 2018 is comprised of a negative unrestricted net position of \$22.2 million and net investment in capital assets of \$106.8 million.
- AHCCCS' net position decreased by \$42.6 million during fiscal year 2018. The decrease is attributable to pension and other post-employment benefit obligation liability increases over the prior year balances and depreciation charges to the internally developed software that was completed and fully placed into service beginning August 2017 after multiple years of development. Additionally, a \$19.9 million school based claims audit disallowance was accrued in the audited financial statements utilizing fiscal year 2018 program surplus without a corresponding due from other government receivable.

Fund Level

As of the close of fiscal year 2018, AHCCCS' total governmental funds reported an ending fund balance of \$65.7 million, a decrease of \$19.0 million from fiscal year 2017.

AHCCCS is a \$12,672.9 million cash or near cash basis program in terms of total expenditures providing comprehensive physical and behavioral health, substance abuse and related services for eligible Arizona citizens. A \$19.0 million ending fund balance decrease represents a 0.147 percent change due to normal operations as well as the impact of fiscal year-end accrual transactions for such items as the multiple contract year end risk sharing reconciliations with the contracted managed care organizations, differential payment adjustments to certain providers and audit disallowances. The financial position of the AHCCCS program is relatively unchanged from fiscal year 2017's ending position.

More detailed information regarding the government-wide financial statements and fund level financial statements can be found below.

Overview of the Financial Statements

AHCCCS' basic financial statements are comprised of three components: 1) government-wide financial statements, 2) fund financial statements and 3) notes to the financial statements.

Government-Wide Financial Statements (Reporting AHCCCS as a Whole)

The Government-Wide Financial Statements are designed to provide readers with a broad overview of AHCCCS' finances that are comparable to a private-sector business. The Statement of Net Position and the Statement of Activities are two financial statements that report information about AHCCCS, as a whole, and its activities. The presentation in these statements is intended to help answer the question: is AHCCCS, as a whole, better off or worse off financially as a result of this year's activities? These financial statements are prepared using the flow of economic resources measurement focus and the full accrual basis of accounting. They take into account all revenues and expenses connected with the fiscal year even if cash involved has not been received or paid out.

The Statement of Net Position (page 18) presents information on all of AHCCCS' assets and deferred outflow of resources and liabilities and deferred inflow of resources, with the difference between the two reported as "net position". Over time, increases or decreases in net position, along with other financial information, serve as indicators of AHCCCS' financial position and whether it is improving or deteriorating.

The Statement of Activities (page 19) presents information showing how AHCCCS' net position changed during the most recent fiscal year. All changes in net position are reported as soon as the underlying events giving rise to the change occur, regardless of the timing of related cash flows. Therefore, revenues and expenses are reported in this statement for some items that will result in cash flows in future fiscal periods (e.g. incurred but not paid or reported fee-for-service and reinsurance claims, managed care organization risk sharing medical loss reconciliation, revenue from future Tobacco Master Settlement Agreement payments, prescription drug rebate receipts, earned but unused vacation leave, and unfunded pension benefit obligation). Governmental Activities include state appropriations along with federal, county and other local government intergovernmental revenues and member premium collections that primarily support the activities in this category.

The governmental activities of AHCCCS consist of programs authorized by the Social Security Act Titles XIX ("Medicaid") and XXI (Children's Health Insurance Program ("CHIP")) and behavioral health services funded from Federal Block Grants and state appropriations targeted to specific needs of individuals with serious mental illness ("SMI"). All of these services are concentrated on the health and related needs of the citizens of Arizona primarily through direct health care service payments, supplemental payments to qualifying hospital facilities and prevention services provided throughout the State. The majority of activities are reported in these categories.

The government-wide financial statements can be found on pages 18 and 19.

Fund Financial Statements (Reporting AHCCCS' Major Funds)

A fund is a legislatively authorized fiscal and accounting entity with a self-balancing set of accounts that AHCCCS uses to keep track of specific sources of funding and spending for specific activities or objectives. AHCCCS, like other State agencies, uses fund accounting to ensure and demonstrate compliance with legislative appropriation funding requirements.

Governmental funds - Governmental funds are used to account for essentially the same functions reported as governmental activities in the government-wide financial statements. However, unlike the government-wide financial statements, the governmental funds financial statements focus on near-term inflows and outflows of spendable resources, as well as on balances of spendable resources available at the end of the fiscal year. Such information may be useful in evaluating a government's near-term financial position and requirements. This approach is known as using the flow of current financial resources measurement focus and the modified accrual basis of accounting. These financial statements provide a short-term view of AHCCCS' finances that assists management in determining whether there will be adequate financial resources available to meet current needs. When an asset is recorded in governmental fund financial statements but the revenue is not available, AHCCCS reports a deferred inflow of resources until such time as the revenue becomes available. Because the focus of governmental funds is narrower than that of the government-wide financial statements, it is useful to compare the information presented for governmental funds with similar information presented for governmental activities in the government-wide financial statements. By doing so, readers may better understand the long-term impact of the State's near-term financial decisions. Both the governmental fund balance sheet and the governmental fund statement of revenues, expenditures and changes in fund balances provide a reconciliation to facilitate this comparison between governmental funds and governmental activities. The basic governmental funds financial statements and related reconciliation can be found on pages 20 through 22 of this report.

AHCCCS reports two fund categories: General Fund and Other Governmental Funds. Information on these funds is presented separately in the governmental fund balance sheet and in the governmental fund statement of revenues, expenditures and changes in fund balances.

Annually, the Legislature adopts an appropriated budget for AHCCCS that funds acute care, long-term care and behavioral health care services categorized as Traditional Medicaid services, Proposition 204 services, Patient Protection and Affordable Care Act ("ACA") Adult Expansion, KidsCare, and Children's Rehabilitative Services. Additionally, supplemental payments are made to the Disproportionate Share Hospital ("DSH"), Rural Hospital; Graduate Medical Education ("GME"), Safety Net Care Pool ("SNCP"), nursing facilities programs, non-Title XIX services and for AHCCCS administration costs. The annual appropriation is made separately for both the State share of the required matching funds and federal financial participation funds from Medicaid and CHIP. In addition to the appropriations and expenditure authority approved by the Legislature, AHCCCS also expends continuously appropriated funds for medical service payments from prescription drug rebate reimbursement receipts, for other third party liability recovery program activities, electronic health records infrastructure development, targeted investments program for incentive payments to certain providers who develop clinical processes that integrate physical and behavioral health care delivery, and certain payments to hospitals for unfunded emergency department readiness costs, level 1 trauma center costs, crisis services, housing and housing assistance. A budgetary comparison statement has been provided for the General Fund to demonstrate compliance with the budget on page 52.

Notes to the Financial Statements

The notes to the financial statements provide additional information that is essential to a full understanding of the data provided in the government-wide and fund financial statements. The notes to the financial statements can be found on pages 23 to 51.

Government-Wide Financial Analysis

As noted earlier, the net position may serve over time as a useful indicator of a government agency's financial position.

| AHCCCS Net Position (in thousands of dollars) | | Governmental Activities | |
|--|----|----------------------------|-------------------|
| | | <u>2018</u> | <u>2017</u> |
| Current assets | \$ | 1,676,793 | \$ 1,503,129 |
| Noncurrent assets | | - | - |
| Capital assets | | <u>106,806</u> | <u>116,579</u> |
| Total assets | | <u>1,783,599</u> | <u>1,619,708</u> |
| Deferred outflow of resources | | <u>18,305</u> | <u>15,922</u> |
| Current liabilities | | 1,611,111 | 1,418,452 |
| Noncurrent liabilities | | <u>97,124</u> | <u>79,818</u> |
| Total liabilities | | <u>1,708,235</u> | <u>1,498,270</u> |
| Deferred inflow of resources | | <u>9,114</u> | <u>10,214</u> |
| Net position | | | |
| Net investment in capital assets | | 106,806 | 116,579 |
| Unrestricted | | <u>(22,251)</u> | <u>10,567</u> |
| Total net position | \$ | <u>84,555</u> | \$ <u>127,146</u> |

For AHCCCS, assets and deferred outflow of resources exceeded liabilities and deferred inflow of resources by \$84.6 million at June 30, 2018 as compared to assets and deferred outflow of resources in excess of liabilities and deferred inflow of resources by \$127.1 million at June 30, 2017.

The total government-wide net position decreased by \$42.6 million. The \$106.8 million investment in capital assets decreased by \$9.8 million (net of accumulated depreciation) and is primarily comprised of the continued costs to develop and implement the new ACA compliant eligibility system. This decrease is due to depreciation expense on capital assets of \$24.3 million offset by additions, largely for an internally developed automated eligibility system of \$14.5 million. The decrease in the government-wide net position is also due to a \$17.3 million increase in the net pension and other post-employment benefits liability. The automated eligibility system qualifies AHCCCS for 75 percent enhanced Federal Financial Participation ("FFP") for certain eligibility determination administrative functions that previously were eligible for the 50 percent FFP rate. The project consisted of three major phases. The first phase, initial implementation of the new system, was completed during fiscal year 2014. The second phase was the transition from processing eligibility determinations in the existing legacy system to the new ACA compliant system and was completed in early fiscal year 2016. The third and final phase was the transition for long-term care eligibility determinations from the AHCCCS legacy system into the ACA compliant system and was completed during fiscal year 2018 and is reported as software in Note 2 to the accompanying financial statements.

The unrestricted component of net position is comprised of a negative \$22.2 million balance, primarily consisting of a \$19.9 million school based claims audit disallowance accrual utilizing fiscal year 2018 program surplus without a corresponding due from other government receivable.

AHCCCS Changes in Net Position
(in thousands of dollars)

| | Governmental Activities | |
|--|----------------------------|------------|
| | 2018 | 2017 |
| Revenues | | |
| Program revenues | | |
| Charges for services | \$ 6,791 | \$ 2,696 |
| Other operating grants and contributions | 990,476 | 914,964 |
| Federal operating grants | 9,763,842 | 9,192,484 |
| General revenues | | |
| State appropriations | 2,199,513 | 2,127,103 |
| Tobacco tax | 132,069 | 122,271 |
| Total revenue | 13,092,691 | 12,359,518 |
| Expenses | | |
| Health care | 13,035,795 | 12,229,598 |
| Excess before transfers | 56,896 | 129,920 |
| Transfers, net | (99,487) | (131,381) |
| Change in net position | (42,591) | (1,461) |
| Net position – beginning of year | 127,146 | 128,607 |
| Net position – end of year | \$ 84,555 | \$ 127,146 |

At June 30, 2018, the governmental activity reported an unrestricted net position of negative \$22.2 million, which is a \$32.8 million decrease (310.6 percent) from the prior fiscal year's positive \$10.6 million unrestricted net position. The decrease represents a very small percentage (0.25 percent) of the \$13,035.8 million in expenses for the AHCCCS program and is primarily attributable to a \$31.9 million increase in an appropriated state match that utilized fiscal year 2017 carry-forward drug rebate receipts as a program funding source offsetting increased hospital assessment carryover funds of \$33.0 million. In addition, AHCCCS funded a \$19.9 million school based claims audit disallowance from 2010 from fiscal year 2018 program surplus choosing to not recover the disallowed funds from the identified local educational authorities, as many no longer participate in the Medicaid in the Public Schools program.

Behavioral Health Services - Program Operations Transition and Integration Efforts

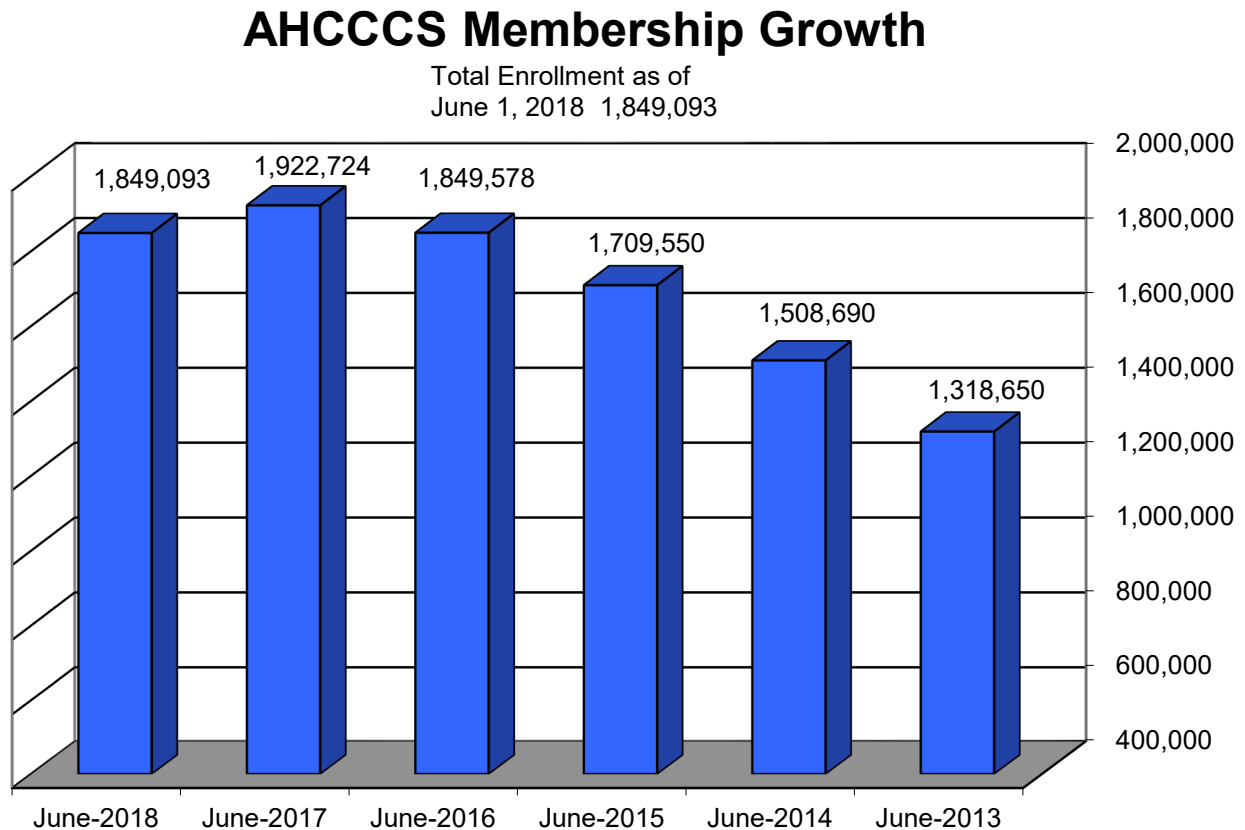
Effective July 1, 2016, the operations of the Arizona Department of Health Services, Division of Behavioral Health Services ("ADHS/DBHS") transferred to AHCCCS to fully integrate the implementation and oversight of behavioral and physical health care services. The transfer included the transition of the oversight, both financial and programmatic, of several grants under the U.S. Department of Health and Human Services ("DHHS"), Substance Abuse and Mental Health Services Administration ("SAMHSA") from ADHS/DBHS to AHCCCS. Behavioral health services include the provision of services to Title XIX and Title XXI members as well as non-Title XIX individuals with serious mental illness ("SMI") and include specific funding for crisis, substance abuse and housing and supported housing services. During fiscal year 2018, AHCCCS took the next steps and moved forward with the largest integration effort in the history of the program. One significant step was accomplished on March 5, 2018 when AHCCCS awarded managed care contracts to seven integrated managed care organizations to begin on October 1, 2018 that are designed to coordinate the provision of physical and behavioral health care services. Integrated health care delivery benefits members by aligning all physical and behavioral health services under a single plan. With one plan, one provider network and one payer, health care providers are better able to coordinate care across the continuum of services and supports and members are able to more easily navigate the system, resulting in improved health outcomes

Governmental Activities

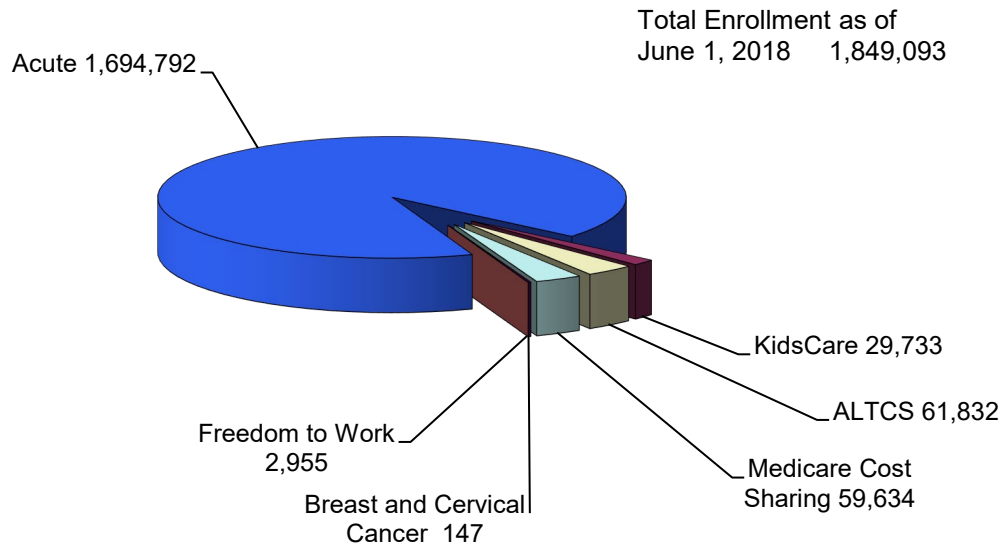
The primary driver of Agency expenditures is enrollment in AHCCCS programs. In fiscal year 2018, total enrollment for all of AHCCCS' programs at June 1, 2018 was 1,849,093, a decrease of 73,631 members (3.8 percent) from June 1, 2017. The fiscal year 2018 decrease completely offsets the 73,146 increase in fiscal year 2017 nearly equaling the June 1, 2016 enrollment amount of 1,849,578. This compares favorably to the previous year's 4.0 percent enrollment increase.

AHCCCS' actual enrollment growth for fiscal year 2018 was less than the forecasted growth of 2.0 percent or less. Overall, the enrollment of full service members also decreased by 66,279 members from 1,745,077 to 1,678,798 for the current fiscal year and increased by 492,022 full service members from the December 1, 2013 (the period from implementation of the ACA restoration and expansion through June 2018).

The following charts depict AHCCCS membership growth and enrollment by program for the reporting periods:



AHCCCS Enrollment by Program

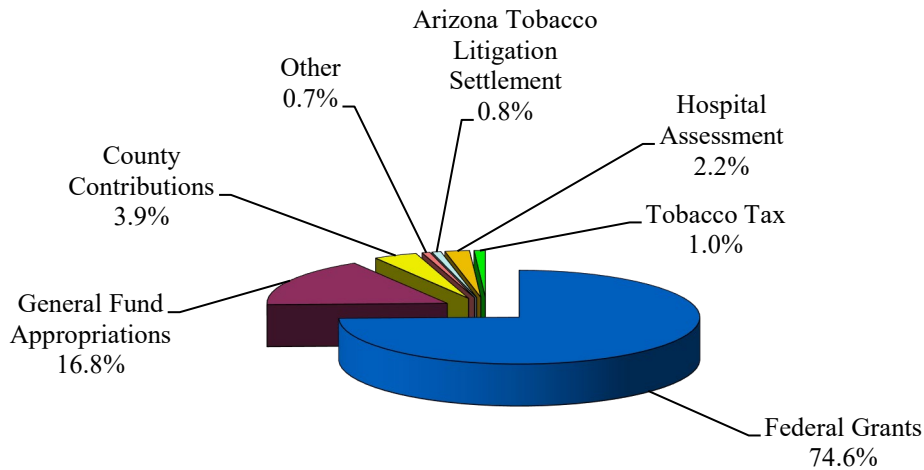


The cost of health care programs, including Medicaid, CHIP and non-Medicaid behavioral health, totaled \$13,035.8 million in fiscal year 2018, a \$806.2 million or 6.6 percent increase from the \$12,229.6 million reported in fiscal year 2017. The increase in current fiscal year program expenditures is attributable to utilization, capitation rate increases, the addition of the behavioral health federal and local government grants addressing opioid substance use disorders, and enrollment growth for CHIP. As shown in the statement of activities, the proportionate amount of expenditures funded from federal grants through CMS and the Substance Abuse and Mental Health Services Administration (“SAHMSA”) continues to increase year over year and was \$9,763.8 million (74.9 percent of total) in fiscal 2018 as compared to \$9,192.5 million (75.2 percent of total) in fiscal 2017. National health care and the construct of the Medicaid program was not a major topic of discussion during 2018, however, it is still expected to once again garner a considerable amount of debate at the Federal level due the disproportionate share of total tax receipts the program consumes at both the Federal and State level. Current program funding remains in the form of federal financial participation primarily determined through the Federal Medical Assistance Percentage (“FMAP”) rate used to provide the amount of federal matching funds for qualifying State medical assistance expenditures. The FMAP is based on the relationship between Arizona’s per capita personal income and the national average per capita personal income over three calendar years. The FMAP is recalculated each federal fiscal year and increased by 0.65 percent to 69.89 percent from the prior year’s rate of 69.24 percent during three of the four quarters of state fiscal year 2018. In addition to the FMAP, the ACA introduced multiple new rates for the various new eligibility categories covered under the expansion. In Arizona, three additional rates are applied to ACA expansion (adults and children) and Proposition 204 restoration covered populations. These three new rates were all in excess of the “regular” 69.89 FMAP with the rates for both the expansion state (childless adults - 0% to 100% FPL) and the newly eligible adults (adults - 100% to 133% FPL) changing on October 1st and January 1st of each fiscal year. Overall, program expenditures increased by 6.6 percent over the prior fiscal year.

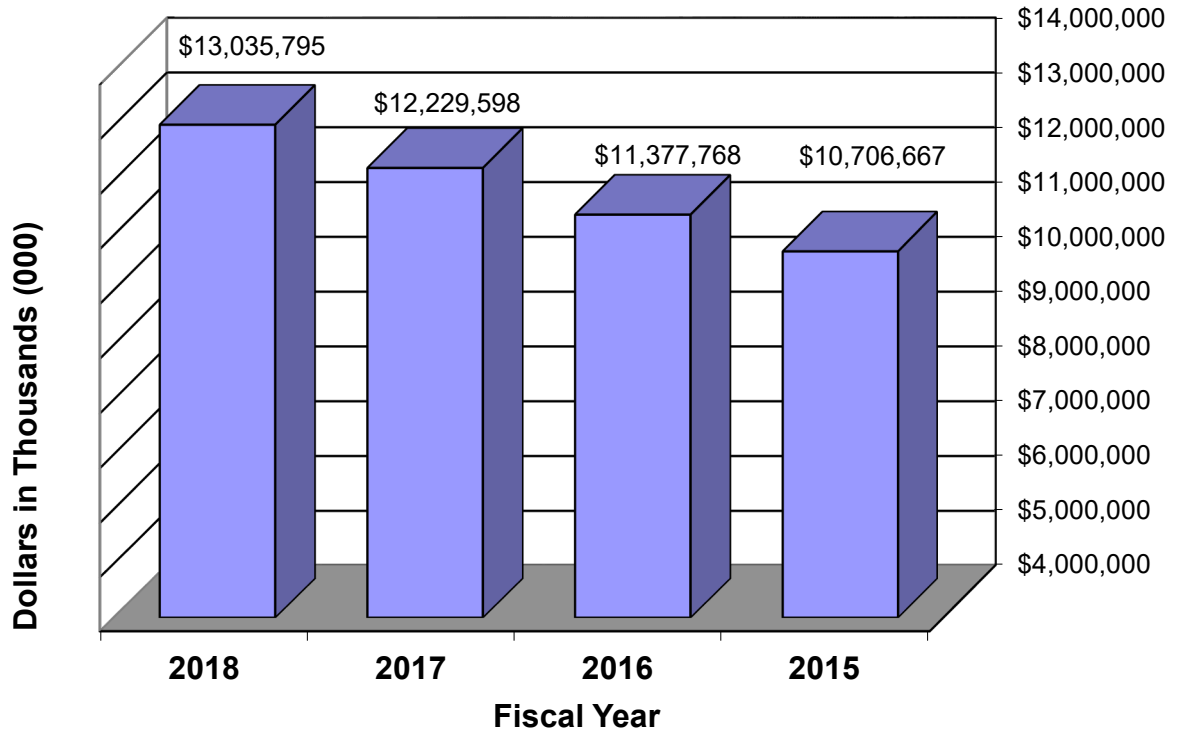
State, county and miscellaneous funding sources combined to provide \$3,328.8 million in State funding sources and appropriations in fiscal year 2018, a \$161.8 million increase over the \$3,167.0 million reported in fiscal year 2017 primarily from utilization, capitation rate increases, the addition of the behavioral health state appropriations and local government grants addressing opioid substance use disorders. The following are the components of the State match funding sources utilized in fiscal year 2018. State General Fund revenues raised primarily in the form of income and sales taxes directed to AHCCCS amounted to \$1,753.6 million, and an additional \$445.9 million was passed through from other State agencies in order to provide the State's share for Medicaid eligible medical assistance expenditures. Arizona counties contributed \$512.2 million as determined by statutory funding formulas, session law and other intergovernmental agreements. Tax collections on tobacco products provided \$132.1 million in State match funding. An additional \$101.8 million in State revenue funding was provided by Arizona's share of tobacco litigation settlement funds. The Master Settlement Agreement ("MSA") revenues are recorded in accordance with the Governmental Accounting Standards Board ("GASB") Technical Bulletin No. 2004-1, Tobacco Settlement Recognition and Financial Reporting Entity Issues, which clarifies how payments made to AHCCCS pursuant to the MSA with major tobacco companies, are recorded. Payments are based on cigarette and other tobacco product sales from the preceding year. AHCCCS has accrued \$43.5 million for the period January 1, 2018 through June 30, 2018 based on Arizona's Joint Legislative Budget Committee 2019 estimated payment. The amounts of the payments are dependent upon several adjustments, the magnitude of which will not be fully known until an independent auditor provides its calculations in February or March of each year. Other factors that could also affect the MSA payment amount AHCCCS ultimately receives include default or bankruptcy by one or more tobacco companies and other unforeseen withheld payment amounts. Finally, Tribal gaming receipts determined by statutory formula distributed to AHCCCS provided \$23.8 million in additional funding.

The following charts depict revenues by source of the governmental activities for the fiscal year and expenses for the reporting period:

Revenues by Source - Governmental Activities



AHCCCS Expenses



Financial Analysis of AHCCCS' Governmental Funds

Governmental Funds

AHCCCS' governmental funds reported combined ending fund balances totaling \$65.7 million, an immaterial net decrease from the prior year's \$84.7 million ending fund balances. This \$19.0 million decrease is attributable to several significant contributing changes where the hospital assessment carryover funds increased by \$33.0 million offsetting a \$32.0 million decrease of drug rebate receipts due to an increase in the state match appropriation that utilized a carryover balance from fiscal year 2017. In addition, AHCCCS funded a \$19.9 million school based claims audit disallowance from 2010 related to the Medicaid in Schools from fiscal year 2018 program surplus choosing to not recover the disallowed funds from the identified local educational authorities as many no longer participate in the Medicaid in the Public Schools program. See Note 8 to the accompanying financial statements.

The General Fund is the chief operating fund of the AHCCCS Traditional Medicaid, KidsCare, Children's Rehabilitative Services, ALTCS (for both physical and behavioral health services), DSH, Rural Hospital, and services for non-Medicaid eligible members with SMI programs. The Other Governmental Fund, which includes the Hospital Assessment Fund, is the chief operating fund of the Proposition 204 services program for both physical and behavioral health services. These programs primarily utilize a State general fund appropriation and or revenue sources from the hospital assessments, annual tobacco litigation settlement proceeds, taxes on tobacco products, contributions from Arizona counties, certified public expenditure methodologies, prescription drug rebate collections and certain provider type assessed taxes to provide the required state matching funds for federal Medicaid revenue. AHCCCS also has authority to make supplemental distributions to hospitals for the GME and DSH programs funded by voluntary contributions of the required state match from political subdivisions.

The Other Governmental Funds consist of thirteen individual funds comprising the \$80.8 million of the total \$65.7 million fund balance available for qualifying activities. The Other Governmental Funds' fiscal year 2018 fund balances consist of assigned fund balances in the amount of \$71.0 million and committed funds of \$9.8 million. Revenue from taxes on cigarettes and other related tobacco products generated \$92.0 million for the current year compared to \$85.2 million in fiscal year 2017. However, since the passage of Proposition 203 in November 2006, tobacco tax collections remain significantly lower than the \$148.1 million collection high point in fiscal year 2006. Revenues from the Proposition 204 hospital assessment generated \$287.0 million in fiscal year 2018 in available state matching monies for program services that increased from the \$265.1 million collected in fiscal year 2017. The increase is due to capitation rate increases and utilization growth. The hospital assessment revenue has replaced General Fund funding for the Proposition 204 and newly eligible adult member categories.

Congressional efforts to repeal and/or replace the ACA and Federal Medicaid funding were on hold during most of the fiscal year. However, in December 2018 a federal judge in Texas ruled the Affordable Care Act unconstitutional, finding the law cannot stand now that Congress has rolled back the individual mandate. While there is no current impact to the ACA or AHCCCS, AHCCCS will continue to monitor this matter. The potential exists that certain funding changes passed into law could trigger either the session law and or statutory requirement that AHCCCS stop collection of the assessment if the ACA is repealed or the FMAP for the expansion and restoration populations, as authorized by the ACA, falls to less than 80.0 percent. This would also most likely lead to insufficient funding and an adjustment to the eligibility standards necessary to match available funds.

Budgetary Highlights

Differences totaling \$89.9 million occurred between the original and the final amended administrative and programmatic expenditure budgets. Legislation was passed during the 2018 session providing a \$37.0 million supplemental appropriation increase. Additionally, the appropriated amounts for the voluntary payments from political subdivisions related to DSH and GME supplemental hospital payments are eligible to be increased for any political subdivision funds including the federal matching monies in excess of the original appropriation. For fiscal year 2018, the voluntary line items for GME and DSH were increased by \$52.9 million. Other differences relate to special line item adjustments that utilized surpluses from one line item to offset shortfalls in another line item. These appropriation transfers are approved by the General Accounting Office and the Governor's Office of Strategic Planning and Budgeting and are in accordance with legislative authority. The major special line item supplemental increases are briefly summarized as follows:

- \$22.8 million increase to the Proposition 204 services program to account for increased tobacco settlement agreement revenue over the original appropriated funding source utilized to fund program expenditures.
- \$8.2 million increase primarily related to administrative costs for operations funded by higher federal financial participation matching ratio over budgetary projections.

At June 30, 2018, actual cash basis appropriated program expenditures were \$298.0 million less than budgetary estimates primarily resulting from surplus federal expenditure authority.

Capital Asset Administration

AHCCCS' investment in capital assets for its governmental activities as of June 30, 2018 is \$106.8 million, net of accumulated depreciation and amortization. This investment in capital assets includes furniture, vehicles, equipment and internally generated software (intangible assets) for projects started after June 30, 2009. Land, buildings and improvements are under the management of the State and are separately accounted for on the State's comprehensive annual financial report. Total net capital assets decreased \$9.8 million or 8.4 percent over the prior fiscal year balance largely due to depreciation expense on capital assets of \$24.3 million offset by additions, primarily for an internally developed automated eligibility system of \$14.5 million. The largest component of AHCCCS' investment in capital assets continues to relate to internally developed software. The remaining capital asset changes are for disposals in excess of additions including depreciation of vehicles, furniture and equipment and upgraded servers and related IT equipment items.

| | Governmental Activities | |
|------------------------------------|------------------------------------|-------------------|
| | 2018 | 2017 |
| Vehicles, furniture & equipment | \$ 1,034 | \$ 1,666 |
| Software | 105,772 | 79,628 |
| Software under development | - | 35,285 |
| Total investment in capital assets | <u>\$ 106,806</u> | <u>\$ 116,579</u> |

Additional information on AHCCCS' capital assets can be found in Note 2 to the accompanying financial statements.

Contingent Liabilities

In January 2001, AHCCCS obtained a Waiver from CMS to receive federal funding for certain non-categorically linked populations including those made eligible by the November 2000 passage of Proposition 204. The Waiver requires that over the term of the original agreement (April 1, 2001 through September 30, 2011) and the new agreement (October 1, 2011 through September 30, 2021), that the population covered by the Waiver be budget neutral for CMS. Effective with the January 1, 2014 implementation of the eligibility expansion under the ACA to include the new adult group, members with income between 100% and 133% of the FPL, the budget neutrality measurement is performed separately for the new adult population. Budget neutral means that CMS will not pay more for medical services with the Waiver than it would without the Waiver. The Waiver Special Terms and Conditions include a monitoring arrangement that requires AHCCCS to report the financial results of the Waiver on a quarterly basis. For the demonstration period beginning on October 1, 2016, the net variance is phased down by an applicable percent. The percentages are determined based on how long the Medicaid population has been enrolled in managed care subject to the demonstration. AHCCCS is limited to only retaining 25 percent of the total variance as future savings. The budget neutrality calculation is dependent on a number of variables including the number of members, the eligibility category of members, medical inflation and policy decisions made by the Legislature that may impact program costs. The cumulative federal share favorable variance for the waiver period ended September 30, 2017 was \$22,100.1 million. Through June 30, 2018, AHCCCS remains under the cumulative reporting limit threshold for the current waiver. Accordingly, management is projecting zero liability as of June 30, 2018 to CMS related to the budget neutrality agreement and the accompanying financial statements have not been adjusted for the impact of any liability AHCCCS may have related to the Waiver budget neutrality agreement.

AHCCCS continues to have several outstanding audit findings related to audits conducted by The Inspector General, Office of Audit Services (“OIG”) related to the Direct Service Claiming (“DSC”) and School Based Medicaid Administrative Claiming (“MAC”) programs. AHCCCS disagrees with the findings in part, however, has returned the federal funds for non-disputed claims and final disallowance issued by CMS on October 20, 2016 relating to the MAC audit for \$11.717 million. AHCCCS also received the final disallowance on June 26, 2018 relating to the DSC audit for \$19.924 million and returned the federal funds in the quarter ended December 31, 2018. AHCCCS has exhausted and been denied at all available appeal levels with CMS and is now pursuing redress through the courts for both the MAC and DSC amounts. However, the recoupment liability of \$19.924 million for the DSC audit disallowance is included in the due to the federal government in the accompanying financial statements per the applicable contract terms.

The OIG issued a report in August 2016 as a result of their review of Medicaid Electronic Health Record (“EHR”) incentive payments to Hospitals, noting an overpayment in the amount of \$14.831 million. AHCCCS does not agree with the OIG findings and overpayment amount. AHCCCS engaged an outside expert consultant to review the OIG’s findings and recalculated the actual overpayment at \$11.649 million. CMS concurred with the adjusted amount and AHCCCS began to recoup the net overpayment amounts in fiscal 2018 and expects to complete recouping the remaining amounts in the next fiscal year. The individual hospitals must return 100 percent of their respective disallowed amount per the EHR program’s terms and conditions, as agreed to in order to participate in the program and receive EHR incentive payments. At June 30, 2018, the remaining recoupment liability of \$10.171 million for the finding is included in the due to the federal government with a corresponding receivable from the applicable hospitals in receivables and other in the accompanying financial statements.

The DHHS OIG issued a report in February 2018 for their review of managed care drug rebates in Arizona from April 2010 through March 2013. The OIG’s report noted instances in which physician-administered drugs were not properly submitted to the drug manufacturers for rebate. Based on their findings, the OIG recommended that AHCCCS:

- Bill for and collect from manufacturers rebates for single-source and top-20 multiple-source physician-administered drugs totaling \$26.4 million and refund to the Federal Government an estimated \$18.3 million (Federal share); and
- Work with CMS to determine whether the other physician-administered drugs were eligible for rebates and, if so, upon receipt of the rebates, refund up to an estimated \$10.3 million (\$7.3 million Federal share) of rebates collected for other physician-administered drugs that may have been eligible for rebates.

AHCCCS plans to bill and collect the appropriate amount of rebates for single-source and top-20 multiple-source physician-administered drugs during the audit period after thoroughly reviewing the disputed utilization records with the contracted rebate vendor. However, AHCCCS disagrees with the OIG finding that Arizona was required to obtain rebates for other physician-administered drugs during the audit period and is communicating with CMS to determine whether these drugs were eligible for rebates. AHCCCS views any recoveries as a gain contingency and will not record any amounts until received. Further, as the repayments to CMS are predicated on the receipt of the drug rebates, AHCCCS did not record any liability to CMS at June 30, 2018.

Economic Factors and Next Year's Budgets and Rates

AHCCCS enrollment for fiscal year 2018 was less than originally forecasted. After several years of relatively sustained growth, AHCCCS enrollment declined in eight of twelve months in fiscal year 2018. For the period June 2017 to June 2018, AHCCCS enrollment declined from 1,922,724 to 1,849,093, this represents a decrease of 73,631 members or 3.8%. The decline in Title XIX enrollment was even more significant as the Title XXI KidsCare program actually grew by 8,683 members or 41.2% over the same time period. The enrollment decrease can be attributed to the strong Arizona economy. The monthly indicators as reported by the JLBC October 2018 Monthly Fiscal Highlights all support the Arizona recovery and subsequent Medicaid member month decline. According to the latest employment report released by the Office of Economic Opportunity, Arizona's added 23,000 nonfarm jobs in October 2018 over September of 2018 and over 87,800 net new jobs over October 2017. This is the highest year-over-year job growth since December 2006 and there are an estimated 510,000 more jobs in Arizona in October 2018 than when the last recession ended in June 2009. Accordingly, AHCCCS projects that the declining enrollment trend will continue through fiscal year 2019.

The total fiscal year 2019 appropriation for AHCCCS is \$12,520.5 million compared to the final \$12,032.9 million appropriation for fiscal year 2018. This increase reflects projected spending primarily due to projected caseload growth and rate increases. Due to actual enrollment decreases through the first four months of fiscal year 2019, the fiscal year 2019 appropriated funding is projected to be sufficient to cover program operations and AHCCCS is not projecting any funding deficit.

For contract year ending 2019, AHCCCS is currently projecting overall weighted capitation rate increases of 2.5 percent across all lines of business. The contract year 2019, Acute Care capitation rates are projected to increase by 1.9 percent as compared to the .99 percent increase for contract year 2018. The 2018 increase is primarily based on non-baseline adjustments, reinsurance rebasing and prescription drug adjustments. The contract year 2019 Arizona Long Term Care System ("ALTCS" Elderly and Physically Disabled ("EPD")) capitation rates are estimated to increase by 2.9 percent as compared to the 1.17 percent for contract year 2018. The primary factor impacting the ALTCS EPD rates are trend and miscellaneous adjustments. AHCCCS moved forward with its largest integration effort where the new integrated product line will join physical and behavioral health services together to treat all aspects of members' health care needs under a chosen health plan for contract year 2019. It is expected that AHCCCS Complete Care will facilitate enhanced coordination between providers within the same network, resulting in improved health outcomes for members. Capitation rates for the majority of Medicaid eligible adults and children will now be a fully integrated rate and will reflect the cost of care associated with the provision of physical health, behavioral health, and CRS (if applicable) services. It is important to note that federal law requires rates to be actuarially sound and the AHCCCS actuaries develop rates based on expected cost and utilization trends. In addition, AHCCCS must conduct an access to care analysis of its rates to assure that sufficient providers are willing to serve AHCCCS members. Therefore, depending on the results of this analysis and of AHCCCS' actuarial determination of the expected costs of the managed care organizations, the actual capitation rates could differ from projections.

Federal funding for Children's Health Insurance Program ("CHIP") was reauthorized at the Federal level in late 2017 with an additional extension in early 2018 and AHCCCS expects that sufficient CHIP Allotment funding will be available to continue both the Medicaid expansion CHIP and KidsCare programs through Federal fiscal year 2027. However, Laws 2017, Chapter 309, Section 7 amended A.R.S. § 36-2985 to require AHCCCS to stop processing all new applications for KidsCare if the effective FMAP is less than one hundred percent. Beginning on October 1, 2019, the FMAP for CHIP will decrease to 90.14% which will trigger a freeze in the KidsCare program if this law is not amended by the Legislature.

AHCCCS continues to aid in the development of a robust healthcare information technology ("HIT") by offering financial assistance to providers and other entities in adopting and using health HIT. Additionally, AHCCCS will continue the Targeted Investment Program that will make nearly \$280.0 million available over the next four years to Arizona providers who assist the State in promoting the integration of physical and behavioral health care, increasing efficiencies in care delivery and improving health outcomes.

AHCCCS continues to operate under an approved extension of the Section 1115 Waiver through September 30, 2021. The approval included Arizona's request to modernize its Medicaid program and continue many of the existing authorities allowing AHCCCS to maintain its unique and successful managed care model, use home and community based services for members with long-term care needs and other innovations that make AHCCCS one of the most cost effective Medicaid programs in the nation. The Waiver allows Arizona to run its managed care model and exempts Arizona from certain provisions of the Social Security Act and includes expenditure authority for costs not otherwise matched by the federal government. Waiver programs are required to be budget neutral for the federal government – not cost more federal dollars than without a waiver.

AHCCCS' budget request for fiscal year 2020, submitted to the Governor in September 2018 included a rebase of the fiscal year 2019 budget. Based on decreasing caseloads as previously stated, AHCCCS believes the fiscal year 2019 appropriations will be sufficient. However, factors such as Federal law changes, CMS decisions, legal decisions, economic conditions impacting case load changes compared to projections and the eligibility system shifts in population categories may influence any final fiscal year surplus or an unanticipated need of a supplemental appropriation. AHCCCS management will closely monitor all these factors in relation to the adequacy of the fiscal year 2019 appropriation and fiscal year 2020 budget request.

In January 2019, Governor Doug Ducey appointed Jami Snyder as the director of the AHCCCS. Snyder has served as deputy director of AHCCCS since December of 2017. Prior to joining Arizona's Medicaid agency, she served as Medicaid Director for the state of Texas and as Chief Operating Officer of the University of Arizona Health Plans. She also previously held posts as an Operations Administrator at AHCCCS and a Bureau Chief at the Arizona Department of Health Services. Snyder succeeded Tom Betlach who retired as Director of AHCCCS on January 4, 2019 after 27 years of service to the state of Arizona.

Request for Information

This financial report is designed to provide a general overview of AHCCCS' finances for the State's citizens and taxpayers, and its members, providers and creditors. Questions concerning any of the information provided in this report or requests for additional financial information should be addressed to the Arizona Health Care Cost Containment System, Division of Business and Finance, Attention: Finance Administrator, MD 5400, 701 East Jefferson, Phoenix, Arizona 85034.

INDEPENDENT AUDITORS' REPORT



4722 North 24th Street, Suite 300 ■ Phoenix, AZ 85016
Main: 602.264.6835 ■ Fax: 602.265.7631 ■ www.mhmcpa.com

INDEPENDENT AUDITORS' REPORT

To the Director of the

ARIZONA HEALTH CARE COST CONTAINMENT SYSTEM (AHCCCS, an agency of the state of Arizona)

Report on the Financial Statements

We have audited the accompanying financial statements of the governmental activities, the general fund, and the aggregate remaining fund information of AHCCCS as of and for the year ended June 30, 2018, and the related notes to the financial statements, which collectively comprise AHCCCS' basic financial statements as listed in the table of contents.

Management's Responsibility for the Financial Statements

Management is responsible for the preparation and fair presentation of these financial statements in accordance with accounting principles generally accepted in the United States of America; this includes the design, implementation, and maintenance of internal control relevant to the preparation and fair presentation of financial statements that are free from material misstatement, whether due to fraud or error.

Auditors' Responsibility

Our responsibility is to express an opinion on these financial statements based on our audit. We conducted our audit in accordance with auditing standards generally accepted in the United States of America and the standards applicable to financial audits contained in *Government Auditing Standards*, issued by the Comptroller General of the United States. Those standards require that we plan and perform the audit to obtain reasonable assurance about whether the financial statements are free from material misstatement.

An audit involves performing procedures to obtain audit evidence about the amounts and disclosures in the financial statements. The procedures selected depend on the auditors' judgment, including the assessment of the risks of material misstatement of the financial statements, whether due to fraud or error. In making those risk assessments, the auditor considers internal control relevant to the entity's preparation and fair presentation of the financial statements in order to design audit procedures that are appropriate in the circumstances, but not for the purpose of expressing an opinion on the effectiveness of the entity's internal control. Accordingly, we express no such opinion. An audit also includes evaluating the appropriateness of accounting policies used and the reasonableness of significant accounting estimates made by management, as well as evaluating the overall presentation of the financial statements.

We believe that the audit evidence we have obtained is sufficient and appropriate to provide a basis for our audit opinion.

Opinions

In our opinion, the financial statements referred to above present fairly, in all material respects, the respective financial position of the governmental activities, the general fund, and the aggregate remaining fund information of AHCCCS, as of June 30, 2018, and the respective changes in financial position and, where applicable, cash flows thereof for the year then ended in accordance with accounting principles generally accepted in the United States of America.

Emphasis of a Matter

As discussed in Note 1, the financial statements of AHCCCS are intended to present the financial position, the changes in financial position and cash flows, where applicable, of only that portion of the governmental activities, the general fund and the aggregate remaining fund information of the State of Arizona that is attributable to the transactions of AHCCCS. They do not purport to, and do not, present fairly the financial position of the State of Arizona at June 30, 2018, the changes in the financial position, or, where applicable, the cash flows for the year then ended in conformity with accounting principles generally accepted in the United States of America.

As discussed in Note 12 to the financial statements, for the year ended June 30, 2018, AHCCCS adopted new accounting guidance, Governmental Accounting Standards Board Statement No 75, *Accounting and Financial Reporting for Postemployment Benefit Plans Other Than Pensions*, and Statement No 85, *Omnibus 2017*. Our opinion is not modified with respect to this matter.

Other Matters

Required Supplementary Information

Accounting principles generally accepted in the United States of America require that the management's discussion and analysis on pages 1 through 14, budgetary comparison schedule – general fund on page 52, schedule of the agency's proportionate share of the net pension liability – cost sharing plan on page 53, and schedule of the agency's pension contributions on page 54 be presented to supplement the basic financial statements. Such information, although not a part of the basic financial statements, is required by the Governmental Accounting Standards Board who considers it to be an essential part of financial reporting for placing the basic financial statements in an appropriate operational, economic, or historical context.

We have applied certain limited procedures to the required supplementary information in accordance with auditing standards generally accepted in the United States of America, which consisted of inquiries of management about the methods of preparing the information and comparing the information for consistency with management's responses to our inquiries, the basic financial statements, and other knowledge we obtained during our audit of the basic financial statements. We do not express an opinion or provide any assurance on the information because the limited procedures do not provide us with sufficient evidence to express an opinion or provide any assurance.

Other Information

Our audit was conducted for the purpose of forming an opinion on the financial statements that collectively comprise AHCCCS' basic financial statements. The accompanying Schedule of Expenditures of Federal Awards, and related notes, as required by Title 2 U.S. *Code of Federal Regulations* Part 200, *Uniform Administrative Requirements, Cost Principles and Audit Requirements for Federal Awards*, is presented for purposes of additional analysis and is not a required part of the basic financial statements.

The Schedule of Expenditures of Federal Awards is the responsibility of management and was derived from and relates directly to the underlying accounting and other records used to prepare the basic financial statements. Such information has been subjected to the auditing procedures applied in the audit of the basic financial statements and certain additional procedures including comparing and reconciling such information directly to the underlying accounting and other records used to prepare the basic financial statements or to the basic financial statements themselves, and other additional procedures in accordance with auditing standards generally accepted in the United States of America. In our opinion, the Schedule of Expenditures of Federal Awards is fairly stated, in all material aspects, in relation to the basic financial statements as a whole.

AHCCCS' Schedule of Expenditures of Federal Awards is intended to present expenditures of the federal programs of the State of Arizona that are administered by AHCCCS. AHCCCS' Schedule of Expenditures of Federal Awards does not purport to, and does not, present fairly, all the expenditures of federal awards of the State of Arizona.

Other Reporting Required by *Government Auditing Standards*

In accordance with *Government Auditing Standards*, we have also issued our report dated February 11, 2019 on our consideration of AHCCCS' internal control over financial reporting and on our tests of its compliance with certain provisions of laws, regulations, contracts, and grant agreements and other matters. The purpose of that report is solely to describe the scope of our testing of internal control over financial reporting and compliance and the results of that testing, and not to provide an opinion on the effectiveness of AHCCCS' internal control over financial reporting or on compliance. That report is an integral part of an audit performed in accordance with *Government Auditing Standards* in considering AHCCCS' internal control over financial reporting and compliance.

A handwritten signature in black ink that reads "Mayer Hoffman McCann P.C." in a cursive, flowing script.

February 11, 2019

ARIZONA HEALTH CARE COST CONTAINMENT SYSTEM

STATEMENT OF NET POSITION

June 30, 2018

(amounts expressed in thousands)

| | <u>Governmental Activities</u> |
|---|---|
| <u>ASSETS</u> | |
| CURRENT ASSETS | |
| Cash | \$ 350,556 |
| Designated cash | 44,284 |
| Restricted cash | 9,701 |
| Due from state and local governments | 101,106 |
| Due from the federal government | 854,193 |
| Tobacco settlement receivable | 43,500 |
| Receivables and other | <u>273,453</u> |
| TOTAL CURRENT ASSETS | <u>1,676,793</u> |
| NONCURRENT ASSETS | |
| Furniture, vehicles, equipment and software, net of accumulated depreciation | <u>106,806</u> |
| TOTAL NONCURRENT ASSETS | <u>106,806</u> |
| TOTAL ASSETS | <u>1,783,599</u> |
| <u>DEFERRED OUTFLOW OF RESOURCES</u> | |
| Pension and OPEB | <u>18,305</u> |
| <u>LIABILITIES</u> | |
| CURRENT LIABILITIES | |
| Accounts payable | 26,906 |
| Other accrued liabilities | 3,211 |
| Unearned revenue | 23,954 |
| Due to federal, state and county governments | 747,826 |
| Accrued programmatic claims | 805,213 |
| Compensated absences | <u>4,001</u> |
| TOTAL CURRENT LIABILITIES | <u>1,611,111</u> |
| NON-CURRENT LIABILITIES | |
| Net Pension liability | 82,550 |
| Net OPEB liability | <u>14,574</u> |
| TOTAL LIABILITIES | <u>1,708,235</u> |
| <u>DEFERRED INFLOW OF RESOURCES</u> | |
| Pension and OPEB | <u>9,114</u> |
| COMMITMENTS AND CONTINGENCIES | |
| <u>NET POSITION</u> | |
| NET INVESTMENT IN CAPITAL ASSETS UNRESTRICTED | <u>106,806</u> <u>(22,251)</u> |
| TOTAL NET POSITION | <u>\$ 84,555</u> |

See Notes to Financial Statements

ARIZONA HEALTH CARE COST CONTAINMENT SYSTEM

STATEMENT OF ACTIVITIES

Year Ended June 30, 2018
(amounts expressed in thousands)

| | <u>Program Revenues</u> | | | <u>Net (Expense) Revenue and Changes in Net Position</u> | |
|--------------------------------------|-----------------------------|---------------------------------|---|--|------------------------------------|
| | <u>Program Expenses</u> | <u>Charges for Services</u> | <u>Federal Operating Grants</u> | <u>Other Operating Grants and Contributions</u> | <u>Governmental Activities</u> |
| PROGRAMS | | | | | |
| Government activities: | | | | | |
| Health care programs | \$ 13,035,795 | \$ 6,791 | \$ 9,763,842 | \$ 990,476 | \$ (2,274,686) |
| TOTAL PROGRAMS | <u>\$ 13,035,795</u> | <u>\$ 6,791</u> | <u>\$ 9,763,842</u> | <u>\$ 990,476</u> | <u>\$ (2,274,686)</u> |
| General revenues: | | | | | |
| State appropriations | | | | | 2,199,513 |
| Tobacco tax | | | | | 132,069 |
| Unrestricted investment earnings | | | | | - |
| | | | | | <u>2,331,582</u> |
| Transfers: | | | | | |
| Transfers out | | | | | <u>(99,487)</u> |
| Total general revenues and transfers | | | | | <u>2,232,095</u> |
| CHANGE IN NET POSITION | | | | | (42,591) |
| NET POSITION, BEGINNING OF YEAR | | | | | <u>127,146</u> |
| NET POSITION, END OF YEAR | | | | | <u>\$ 84,555</u> |

See Notes to Financial Statements

ARIZONA HEALTH CARE COST CONTAINMENT SYSTEM

BALANCE SHEET - GOVERNMENTAL FUNDS

June 30, 2018
(amounts expressed in thousands)

| | General Fund | Other Governmental Funds | Total Governmental Funds |
|--|-----------------|--------------------------------|--------------------------------|
| <u>ASSETS</u> | | | |
| Cash | \$ 260,318 | \$ 90,238 | \$ 350,556 |
| Designated cash | 44,284 | - | 44,284 |
| Restricted cash | 8,617 | 1,084 | 9,701 |
| Due from state and local governments | 80,160 | 20,946 | 101,106 |
| Due from the federal government | 835,154 | 19,039 | 854,193 |
| Due from other funds | 8,525 | - | 8,525 |
| Tobacco settlement receivable | 43,500 | - | 43,500 |
| Receivables and other | 273,413 | 40 | 273,453 |
| TOTAL ASSETS | \$ 1,553,971 | \$ 131,347 | \$ 1,685,318 |
| <u>LIABILITIES</u> | | | |
| Accounts payable | \$ 26,975 | \$ (69) | \$ 26,906 |
| Other accrued liabilities | 3,010 | 201 | 3,211 |
| Unearned revenue | 23,202 | 752 | 23,954 |
| Due to federal, state and county governments | 747,660 | 166 | 747,826 |
| Due to other funds | - | 8,525 | 8,525 |
| Accrued programmatic claims | 598,271 | 40,985 | 639,256 |
| TOTAL LIABILITIES | \$ 1,399,118 | \$ 50,560 | \$ 1,449,678 |
| <u>DEFERRED INFLOWS OF RESOURCES</u> | | | |
| Unavailable revenue | 169,958 | - | 169,958 |
| COMMITMENTS AND CONTINGENCIES | | | |
| <u>FUND BALANCES</u> | | | |
| Committed | - | 9,753 | 9,753 |
| Assigned | - | 71,034 | 71,034 |
| Unassigned | (15,105) | - | (15,105) |
| TOTAL FUND BALANCES | (15,105) | 80,787 | 65,682 |
| TOTAL LIABILITIES, DEFERRED INFLOWS OF RESOURCES, AND FUND BALANCES | \$ 1,553,971 | \$ 131,347 | |

Amounts reported for governmental activities in the statement of net position are different because:

| | |
|---|-----------|
| Capital assets used in governmental activities are not financial resources and, therefore, are not reported in the funds. | 106,806 |
| Some liabilities, including net pension and other postemployment benefits liabilities, are not due and payable in the current period and, therefore, are not reported in the funds. | (97,124) |
| Deferred outflows and inflows of resources related to pensions and OPEBs are applicable to future reporting periods and, therefore, are not reported in the funds. | 9,191 |
| A portion of liabilities for accrued paid time off of this amount is not due and payable from current financial resources and, therefore is not reported in the funds. | (4,001) |
| Receivables, offsetting the above accrued paid time off liability, will not be collected in 31 days or shortly thereafter, therefore are not reported in the funds. | 4,001 |
| A portion of accrued programmatic claims is not due and payable from current financial resources and, therefore is not reported in the funds. | (165,957) |
| A portion of receivables will not be collected in 31 days or shortly thereafter, therefore is not reported in the funds. | 165,957 |
| | \$ 84,555 |

See Notes to Financial Statements

ARIZONA HEALTH CARE COST CONTAINMENT SYSTEM
STATEMENT OF REVENUES, EXPENDITURES AND CHANGES IN FUND BALANCES -
GOVERNMENTAL FUNDS

Year Ended June 30, 2018
(amounts expressed in thousands)

| | General Fund | Other Governmental Funds | Total Governmental Funds |
|---|--------------------|--------------------------------|--------------------------------|
| REVENUES | | | |
| State government: | | | |
| Appropriations | \$ 1,737,716 | \$ - | \$ 1,737,716 |
| ISA pass through funds | 445,916 | - | 445,916 |
| Federal government: | | | |
| Acute care | 7,310,999 | 66,237 | 7,377,236 |
| Long-term care | 939,864 | 70,572 | 1,010,436 |
| ISA/IGA pass through funds | 1,351,520 | - | 1,351,520 |
| County and other local government: | | | |
| Acute care | 115,641 | - | 115,641 |
| Long-term care | 261,365 | - | 261,365 |
| IGA pass through funds | 135,181 | - | 135,181 |
| Tobacco litigation settlement revenue | 101,761 | - | 101,761 |
| Tobacco tax revenue | 40,110 | 91,959 | 132,069 |
| Gaming revenue | - | 23,783 | 23,783 |
| Nursing facility tax assessment | - | 31,182 | 31,182 |
| Hospital assessment | - | 287,017 | 287,017 |
| HAPA intergovernmental agreement revenue | 629 | 7,683 | 8,312 |
| Premium revenue | 6,791 | - | 6,791 |
| Other | 16,476 | 5,759 | 22,235 |
| TOTAL REVENUES | 12,463,969 | 584,192 | 13,048,161 |
| PROGRAMMATIC EXPENDITURES | | | |
| Medical Services: | | | |
| Traditional services | 3,068,809 | 32,744 | 3,101,553 |
| Proposition 204 services | 2,490,547 | 249,312 | 2,739,859 |
| Newly eligible adults | 420,030 | 23,168 | 443,198 |
| KidsCare services | 60,559 | 25 | 60,584 |
| Long-term care services | 2,818,483 | 106,661 | 2,925,144 |
| Childrens rehabilitative services | 299,497 | - | 299,497 |
| School-based services | 77,205 | - | 77,205 |
| Behavioral health services | 2,208,711 | 32,769 | 2,241,480 |
| Hospital Payments: | | | |
| Disproportionate share | 42,421 | - | 42,421 |
| Rural and critical access hospital | 22,647 | - | 22,647 |
| Graduate medical education | 278,095 | - | 278,095 |
| Trauma center services | - | 23,785 | 23,785 |
| Safety net care pool | 54,663 | - | 54,663 |
| Other: | | | |
| Medicare Part D clawback | 111,631 | - | 111,631 |
| Behavioral support services | 156,038 | 58,311 | 214,349 |
| Health information technology | 8,211 | - | 8,211 |
| Targeted investments | 28,555 | - | 28,555 |
| TOTAL PROGRAMMATIC EXPENDITURES | 12,146,102 | 526,775 | 12,672,877 |
| ADMINISTRATIVE EXPENDITURES | 275,435 | 12,811 | 288,246 |
| ADMINISTRATIVE EXPENDITURES PASSED THROUGH | 6,546 | - | 6,546 |
| TOTAL EXPENDITURES | 12,428,083 | 539,586 | 12,967,669 |
| EXCESS OF REVENUES OVER EXPENDITURES | 35,886 | 44,606 | 80,492 |
| OTHER FINANCING SOURCES (USES) | | | |
| Transfers from (to) other State agencies: | | | |
| To State General Fund | (85,249) | (900) | (86,149) |
| To Arizona Department of Economic Security | (2,186) | - | (2,186) |
| To Arizona Department of Health Services | (1,610) | (1,120) | (2,730) |
| To Arizona Department of Revenue | (546) | - | (546) |
| To Arizona Attorney General | (910) | - | (910) |
| To Governor's Office | (155) | (6,696) | (6,851) |
| To Arizona Department of Child Safety | - | (115) | (115) |
| Transfers between funds: | | | |
| To AHCCCS General Fund | - | (1) | (1) |
| To AHCCCS Other Fund | (1) | - | (1) |
| From AHCCCS General Fund | - | 1 | 1 |
| From AHCCCS Other Fund | 1 | - | 1 |
| TOTAL OTHER FINANCING SOURCES (USES) | (90,656) | (8,831) | (99,487) |
| NET CHANGE IN FUND BALANCES | (54,770) | 35,775 | (18,995) |
| FUND BALANCES, BEGINNING OF YEAR | 39,665 | 45,012 | 84,677 |
| FUND BALANCES, END OF YEAR | \$ (15,105) | \$ 80,787 | \$ 65,682 |

See Notes to Financial Statements

ARIZONA HEALTH CARE COST CONTAINMENT SYSTEM

RECONCILIATION OF THE GOVERNMENTAL FUNDS STATEMENT OF REVENUES, EXPENDITURES AND CHANGES IN FUND BALANCES - GOVERNMENTAL FUNDS TO THE GOVERNMENT-WIDE STATEMENT OF ACTIVITIES

Year Ended June 30, 2018
(amounts expressed in thousands)

Amounts reported for governmental activities in the Statement of Activities (page 19) are different because:

Change in fund balances - total governmental funds (page 21) \$ (18,995)

AHCCCS pension contributions are reported as expenditures in the governmental funds when made. However, they are reported as deferred outflows of resources in the Statement of Net Position because the reported net position liability is measured a year before AHCCCS' report date. Pension expense, which is the change in the net pension liability adjusted for changes in deferred outflows and inflows of resources related to pensions, is reported in the Statement of Activities. (18,231)

Certain expenses reported in the Statement of Activities do not require the use of current financial resources and, therefore, are not reported as expenditures in the governmental funds. 4,408

Governmental funds report capital outlays as expenditures. However, in the Statement of Activities, the cost of those assets is allocated over their estimated useful lives and reported as depreciation expense. This is the amount by which depreciation exceeded capital outlays in the current period. (9,773)

Change in net position of governmental activities (page 19) \$ (42,591)

ARIZONA HEALTH CARE COST CONTAINMENT SYSTEM

NOTES TO FINANCIAL STATEMENTS

Year Ended June 30, 2018
(dollar amounts expressed in thousands)

(1) Description of reporting entity and summary of significant accounting policies

The accounting policies of the **Arizona Health Care Cost Containment System** ("AHCCCS" or the "Agency") conform to the accounting principles generally accepted in the United States of America applicable to governmental units. The financial statements of AHCCCS, as an agency of the State of Arizona ("State"), are not intended to represent the related financial statement information of the primary government.

A. Reporting entity

The Arizona Legislature ("Legislature") established AHCCCS in November 1981 to administer health care for the State's indigent population. AHCCCS is a State agency managed by an independent cabinet level administration created by the Legislature and is funded by a combination of federal, State, county and local funds. The federal portion is funded through the Centers for Medicare and Medicaid Services ("CMS") of the U.S. Department of Health and Human Services ("DHHS") under a Section 1115 Waiver ("Waiver") approved by CMS, which exempts the AHCCCS program from certain requirements of conventional Medicaid programs. Approval of the Waiver, by CMS, extends through September 30, 2021. AHCCCS provides acute and long-term health care coverage to eligible residents of Arizona. Eligible residents include those who qualify under Section 1931(b) of the Social Security Act, individuals who are aged, blind or disabled, children who meet certain age requirements from families receiving supplemental nutrition assistance, children and pregnant women whose household income meets eligibility requirements, certain single adults, childless couples, uninsured women needing active treatment for breast and/or cervical cancer and individuals with disabilities who want to work and who meet certain Supplemental Security Income ("SSI") eligibility criteria. Beginning on January 1, 2014, AHCCCS implemented the Patient Protection and Affordable Care Act ("ACA") of 2010. The ACA implementation included (a) the restoration of the childless adults (expansion state adults) who were previously eligible for AHCCCS under the voter mandated Proposition 204, (b) expanded coverage for adults from 100% to 133% of the federal poverty limit ("FPL") and (c) the mandatory child expansion for children ages 6-19 from 100% to 133% of the FPL. These three distinct populations all have enhanced federal financial participation matching rates effective January 1, 2014.

AHCCCS receives quarterly federal grants for the Title XIX Medicaid program and annual grant awards for the Title XXI Children's Health Insurance Program ("CHIP") from CMS (as matching funds) to cover a portion of the health care costs of the eligible residents of the State. State appropriations and county funding levels are based on annual budgets as dictated by the Legislature and as specified by Arizona Statutory funding formula and Session Law. For fiscal year 2018, funding also includes behavioral health services funded from Federal Block Grants received from the DHHS Substance Abuse and Mental Health Services Administration ("SAMHSA") and state appropriations targeted to specific needs of individuals with serious mental illness ("SMI"). In addition, AHCCCS receives several other grants from "SAMHSA" for behavioral health services which include the provision of services to Title XIX and Title XXI members as well as non-Title XIX individuals with SMI and include specific funding for crisis, substance abuse and housing and supported housing services.

Under AHCCCS, health care coverage is provided substantially through a competitive bidding process with private and county-sponsored health plans bidding for the enrollment of AHCCCS eligibles by geographical service area. In addition, AHCCCS purchases health care services directly from providers.

ARIZONA HEALTH CARE COST CONTAINMENT SYSTEM

NOTES TO FINANCIAL STATEMENTS

Year Ended June 30, 2018
(dollar amounts expressed in thousands)

(1) Summary of significant accounting policies (continued)

B. Basis of presentation

The basic financial statements include both government-wide and fund financial statements. The government-wide financial statements report information on the entire Agency while the fund financial statements focus on major funds. Each presentation provides valuable information that can be analyzed and compared between years to enhance the usefulness of the information.

The government-wide financial statements (i.e., the statement of net position and the statement of activities) report information on the entire Agency. The effect of all significant interfund activity has been removed from these financial statements.

The statement of activities demonstrates the degree to which the governmental activities' direct expenses are offset by program revenues. Direct expenses are those that are clearly identifiable with a specific function. Program revenues include appropriations, contributions and grants that are restricted for the operational or capital requirements of a particular function or segment.

Fund financial statements provide information about the Agency's funds. The General Fund is the Agency's primary operating fund, and it accounts for all financial resources except those required to be accounted for in another fund. AHCCCS did not have any major funds for fiscal year 2018; accordingly, all governmental funds other than the General Fund are aggregated and reported as other governmental funds.

C. Measurement focus, basis of accounting and financial statement presentation

The government-wide financial statements are reported using the economic resources measurement focus and the accrual basis of accounting. Revenues are recorded when earned and expenses are recorded when a liability is incurred, regardless of the timing of the related cash flows.

The governmental fund financial statements are presented using the current financial resources measurement focus and the modified accrual basis of accounting. Revenues are recognized only to the extent that they are susceptible to accrual, meaning that they are both measurable and available to finance expenditures of the fiscal period. Revenues are considered to be available when they are collectible within the current period or soon enough thereafter to pay liabilities of the current period. When an asset is recorded in governmental fund financial statements but the revenue is not available, AHCCCS reports a deferred inflow of resources until such time as the revenue becomes available. The governmental funds' unearned revenue consists of revenue received in advance for services not yet provided. Expenditures generally are recorded when a liability is incurred, as under accrual accounting. Accrued programmatic costs include received but unpaid claims and estimates for incurred but not reported claims paid in the 31-day period following the end of the fiscal year or shortly thereafter. Actual results for accrued programmatic costs may differ from such estimates. These differences are recorded in the period in which they are identified. However, expenditures related to compensated absences are recorded only when payment is due.

ARIZONA HEALTH CARE COST CONTAINMENT SYSTEM

NOTES TO FINANCIAL STATEMENTS

Year Ended June 30, 2018
(dollar amounts expressed in thousands)

(1) Summary of significant accounting policies (continued)

In fiscal year 2018, AHCCCS reports the following significant funds:

- a. The General Fund is the primary operating fund for the Title XIX Medicaid program and the Title XXI State Children's Health Insurance Program.
- b. Special Revenue Funds, reported as other governmental funds, account for various health and administrative programs.

The General Fund is the only major governmental fund of AHCCCS.

D. Cash and investments

Substantially all of the cash and investments maintained by AHCCCS are held by the State of Arizona Office of the Treasurer ("Treasurer") with other State monies in an internal cash and investment pool. Investment income is allocated to AHCCCS on a pro rata basis. Amounts held by the Treasurer are recorded at fair value and totaled \$404,541 at June 30, 2018, including designated and restricted funds of \$53,985.

The State is statutorily limited (by ARS §35-312 and §35-313) to certain investment types. Additionally, State statutes require investments made to be in accordance with the "Prudent Person" rule. This rule imposes the responsibility of making investments with the judgment and care that persons of ordinary prudence would exercise in the management of their own affairs when considering both the probable safety of their capital and the probable income from that capital. The Treasurer issues a separately published Annual Financial Report that provides additional information relative to the Treasurer's total investment activities.

Cash in the General Fund has been internally designated by AHCCCS in the amount of \$44,284 for the Interagency Service Agreement ("ISA") Fund. The ISA Fund is used to properly account for, control, and report receipts and disbursements associated with ISAs which are not required to be reported in other funds. Fund receipts consist of monies received from other entities and are utilized to match federal funding under the Medicaid and CHIP programs under the terms stated in the ISAs. Cash in the General Fund is restricted in the amount of \$8,617 which is due to Counties and the State for their excess contributions for long-term care services. Cash in the Other Governmental Funds is legally restricted in the amount of \$1,084 for the Hawaii Arizona PMMIS Alliance ("HAPA") Fund, as described in Note 4 and is offset by accrued expenditures of \$332 and unearned revenue of \$752 at June 30, 2018.

In accordance with the Federal Cash Management Improvement Act of 1990 guidelines, AHCCCS may only request federal funds under specified funding techniques. The application of required funding techniques is automated within the Arizona Financial Information System and controls the timing of federal funding draw downs. Any interest penalty accrued through the automated process is paid by the State from interest earned on the cash investments.

ARIZONA HEALTH CARE COST CONTAINMENT SYSTEM

NOTES TO FINANCIAL STATEMENTS

Year Ended June 30, 2018
(dollar amounts expressed in thousands)

(1) Summary of significant accounting policies (continued)

E. Capital assets

AHCCCS accounts for capital assets in accordance with the provisions of GASB Statement No. 42, *Accounting and Financial Reporting for Impairment of Capital Assets and for Insurance Recoveries*. GASB Statement No. 42 requires that capital assets be reviewed for impairment whenever events or changes in circumstances indicate a significant, unexpected decline in the service utility of a capital asset. If such assets are considered to be impaired and are still in use, the impairment can be recognized using the following methods: restoration cost approach, service unit approach, and a deflated depreciated replacement cost approach. If such assets are considered to be impaired and are no longer used, the impairment to be recognized is measured by the amount by which the carrying amount of the assets exceeds the fair value of the assets. At June 30, 2018, management did not believe impairment indicators were present, and there were no idle capital assets.

AHCCCS accounts for internally generated computer software in accordance with GASB Statement No. 51, *Accounting and Financial Reporting for Intangible Assets*. In accordance with Statement No. 51, outlays associated with activities in the preliminary project stage should be expensed as incurred. Outlays related to activities in the application development stage are capitalized. Capitalization of such outlays will cease no later than the point at which the computer software is substantially complete and operational.

F. Deferred outflows and inflows of resources

The statement of net position and balance sheet include separate sections for deferred outflows of resources and deferred inflows of resources. Deferred outflows of resources represent a consumption of net position that applies to future periods that will be recognized as an expense or expenditure in future periods. Deferred inflows of resources represent an acquisition of net position or fund balance that applies to future periods and will be recognized as revenue in future periods.

G. Pensions

For purposes of measuring the net pension (asset and) liability, deferred outflows of resources and deferred inflows of resources related to pensions, and pension expense, information about the Arizona State Retirement System ("ASRS") pension plan's fiduciary net position and additions to/deductions from the ASRS plan's fiduciary net position have been determined on the same basis as they are reported by the ASRS plan. For this purpose, ASRS benefit payments (including refunds of employee contributions) are recognized when due and payable in accordance with the benefit terms.

H. Net position / fund balance

The difference between fund assets and liabilities is "Net Position" on the government-wide statements. Net position is reported in three categories:

- Net position, invested in capital assets, consists of capital assets net of depreciation.
- Restricted net position is restricted due to legal restrictions from laws and regulations of other governments; or legally enforceable through enabling legislation of the State.
- Unrestricted net position consists of net position which does not meet the definition of the two preceding categories.

These categories are based primarily on the extent to which AHCCCS is bound to honor constraints on the specific purposes for which the amounts in those funds can be spent. In the governmental fund financial statements, fund balances are classified as nonspendable and spendable and are defined as follows:

ARIZONA HEALTH CARE COST CONTAINMENT SYSTEM

NOTES TO FINANCIAL STATEMENTS

Year Ended June 30, 2018
(dollar amounts expressed in thousands)

(1) Summary of significant accounting policies (continued)

Nonspendable fund balance

Nonspendable fund balance - this includes amounts that cannot be spent because they are either not spendable in form (such as inventory) or legally or contractually required to be maintained intact (such as endowments). At June 30, 2018, AHCCCS had no nonspendable fund balance.

Spendable fund balance

Restricted fund balance - this includes amounts that can be spent only for specific purposes stipulated by legal requirements imposed by other governments, external resource providers, or creditors. AHCCCS imposed restrictions do not create a restricted fund balance unless the legal document that initially authorized the revenue (associated with that portion of the fund balance) also included language that specified the limited use for which the authorized revenues were to be expended. At June 30, 2018, AHCCCS had no restricted fund balance.

Committed fund balance - this includes amounts that can only be used for specific purposes pursuant to constraints imposed by formal action of the Legislature. Those committed amounts cannot be used for any other purpose unless the Legislature removes or changes the specified use by taking the same type of action (for example, statute, session law, etc.) that it employed to previously commit those amounts. If the Legislative action that limits the use of the funds was separate from the action that initially created the revenues that form the basis for the fund balance, then the resultant fund balance is considered to be committed, not restricted. AHCCCS considers a resolution, a statute, or a session law action to constitute a formal action of the Legislature for the purposes of establishing committed fund balance. At June 30, 2018, AHCCCS' committed fund balance totaled \$9.753 million, consisting of the three behavioral health funds.

Assigned fund balance - this includes amounts constrained by the Legislature for specific purposes. Assigned fund balances include all remaining amounts (except negative amounts) that are reported in the governmental funds, other than the general fund, that are not classified as nonspendable and are neither restricted nor committed and amounts in the general fund that are intended to be used for a specific purpose. By reporting particular amounts that are not restricted or committed in a special revenue fund, AHCCCS has assigned those amounts to the purpose of the respective funds. At June 30, 2018, AHCCCS' assigned fund balance totaled \$71,034.

Unassigned fund balance - this includes the remaining spendable amounts which are not included in one of the other classifications. At June 30, 2018, AHCCCS had unassigned fund balance of \$(15,105).

AHCCCS has neither adopted a minimum fund balance policy nor any agency specific policy for the order of spending fund balances; rather, AHCCCS follows the policies of the State and adheres to the purpose of legislative appropriations or federal grant regulations. AHCCCS' fund balances classified as committed include balances that can only be used for specific purposes pursuant to constraints imposed by formal action of the Arizona Legislature. AHCCCS fund balances classified as assigned include balances that are constrained for specific purposes, and are not committed.

I. Capitation payments

Contracted health plans ("Contractors") receive fixed capitation payments, generally in advance, based on actuarially determined rates for each AHCCCS member enrolled with the plan. The plans are required to provide all covered health care services to their members, regardless of the cost of care. If there are funds remaining, the plan retains the funds as profit; if the costs are higher than the amount of capitation payments, the plan absorbs the loss, except for those cases eligible for reinsurance payments and where profit and loss are subject to certain risk mitigation limitations.

ARIZONA HEALTH CARE COST CONTAINMENT SYSTEM

NOTES TO FINANCIAL STATEMENTS

Year Ended June 30, 2018
(dollar amounts expressed in thousands)

(1) Summary of significant accounting policies (continued)

Capitation is paid prospectively as well as for prior period coverage (“PPC”). The PPC period generally is from the effective date of eligibility to the day a member is enrolled with a contracted health plan. There are several risk mitigation strategies where AHCCCS offers the Contractors a risk corridor for both PPC and prospective expenses which protects the Contractors from excessive losses, while at the same time placing an upper limit on profits.

J. Reinsurance payments

AHCCCS provides a stop-loss reinsurance program for its contracted health plans for partial reimbursement, after a deductible is met, of reinsurable covered medical services incurred for members. AHCCCS is self-insured for the reinsurance program which is characterized by an initial deductible level and a subsequent coinsurance percentage. The coinsurance percentage is the rate at which AHCCCS will reimburse the Contractor for covered services incurred above the deductible level. The deductible is the responsibility of the Contractor. This reinsurance provides partial reimbursement of reinsurance eligible covered services and will reimburse 75% of eligible costs above the deductible level up to \$650 of covered expenses and 100% thereafter.

The reinsurance program also provides reimbursement for covered organ transplantation and catastrophic disorders such as certain high cost behavioral health and blood related disorders. For catastrophic reinsurance cases, there is no deductible level.

For transplants, payment is limited to 85% of the AHCCCS contract amount for the transplant services rendered or 85% of the contractors’ paid amount, whichever is lower. For certain blood related disorders; the catastrophic reinsurance program reimburses the health plans at 85% of the contractors’ paid amount up to \$650 of covered expenses and 100% thereafter. For members receiving certain biotech drugs, only the drug costs are covered and AHCCCS pays 85% of the contractors’ paid amount up to \$650 of covered expenses and 100% thereafter.

K. Fee-for-service payments

The AHCCCS program is responsible for the cost of providing medical and behavioral health services on a fee-for-service basis to four populations: persons enrolled in the Emergency Services Program (“ESP”), prior quarter coverage for members enrolled in a health plan, persons enrolled in a health plan for less than 30 days, and American Indian members enrolled with the American Indian Health Program, Tribal Regional Behavioral Health Authorities or Arizona Long Term Care Tribal Case Management Program.

The ESP provides for emergency medical care to persons who are not eligible for full AHCCCS coverage due to their lack of United States citizenship or lawful alien status. Outpatient medical services for the ESP, prior quarter coverage, members enrolled in a health plan for less than 30 days and American Indian program enrolled members that receive services at a non-Indian Health Services (“IHS”)/638 facility are reimbursed using the AHCCCS Outpatient Hospital Fee Schedule. Inpatient medical services for these populations are reimbursed based on the category of service provided and an inpatient per-diem reimbursement rate system or at the outlier reimbursement rate. Professional and non-hospital services for these populations are reimbursed at the AHCCCS fee for service rates.

ARIZONA HEALTH CARE COST CONTAINMENT SYSTEM

NOTES TO FINANCIAL STATEMENTS

Year Ended June 30, 2018
(dollar amounts expressed in thousands)

(1) Summary of significant accounting policies (continued)

Inpatient and outpatient medical services provided at an IHS facility are reimbursed at rates determined by the U.S. Department of Health and Human Services, Indian Health Services. Tribal-owned facilities contracted with IHS are reimbursed at rates determined by the U.S. Department of Health and Human Services, Indian Health Services or at the AHCCCS fee-for-service rates. Off-reservation services provided by non-IHS/638 providers are reimbursed based on the AHCCCS fee-for-service rates, AHCCCS inpatient per-diem reimbursement rate system or at the outlier reimbursement rate and the AHCCCS Outpatient Hospital Fee Schedule.

L. Incurred but not reported programmatic expenditures

In the accompanying financial statements, health care services expenditures include paid claims, received but unpaid programmatic claims, and an estimate made by management for incurred but not reported ("IBNR") programmatic claims. These IBNR programmatic claims include charges by physicians, hospitals and other health care providers for services rendered to eligible members during the period for which claims have not yet been submitted as well as prior period capitation payments for members enrolled retrospectively.

The estimates for IBNR programmatic claims are developed using historical data for payment patterns and other relevant factors. Such liabilities are necessarily based on assumptions and estimates, and while management believes the amount is adequate, the ultimate liability may be in excess of or less than the amount provided. The methods for making such estimates and for establishing the resulting liabilities are continually reviewed, by management, and adjustments are reflected in the period determined.

M. Hospital Assessment Fund

The hospital assessment fund, established pursuant to ARS §36-2901.09 on January 1, 2014, consists of monies collected from an assessment on hospitals for the purpose of funding a portion of the non-federal share of costs for the Proposition 204 eligible population. AHCCCS recorded assessment revenues in the amount of \$287,017 and expenditures in the amount of \$253,932 during fiscal year 2018 ending with a net fund balance of \$62,434 at June 30, 2018.

N. Hospital and nursing facility payments

CMS and the Legislature authorized AHCCCS to make Disproportionate Share, Safety Net Care Pool ("SNCP"), Graduate Medical Education, Rural Hospital, Critical Access Hospital, Trauma Center and Nursing Facility supplemental expenditures in fiscal year 2018. Disproportionate share expenditures to Arizona hospitals that provided care to a disproportionate share (as defined) of the State's indigent population totaled \$42,421. Safety Net Care Pool expenditures to fund unreimbursed costs incurred by CMS approved hospitals, under the SNCP program waiver, in caring for the uninsured totaled \$54,663. Graduate Medical Education expenditures to reimburse hospitals with GME programs for the additional costs of treating AHCCCS members utilizing graduate medical students totaled \$278,095. Critical Access Hospital expenditures to provide increased reimbursement to small rural hospitals that are federally designated as critical access hospitals and Rural Hospital expenditures to increase inpatient reimbursement rates for qualifying rural hospitals totaled \$22,647. Trauma center services to reimburse hospitals in Arizona for unrecovered trauma center readiness costs and unrecovered emergency services costs totaled \$23,785. Nursing Facility supplemental expenditures utilize a quality assessment on health care items and services provided by nursing facilities to qualify for federal matching funds for supplemental payments for covered Medicaid expenditures, not to exceed the Medicare upper payment limit. The expenditures are included with long-term care health care services and totaled \$101,763.

ARIZONA HEALTH CARE COST CONTAINMENT SYSTEM

NOTES TO FINANCIAL STATEMENTS

Year Ended June 30, 2018
(dollar amounts expressed in thousands)

(1) Summary of significant accounting policies (continued)

O. Taxes

AHCCCS is an agency of the State of Arizona and is not subject to income taxes.

P. Management's use of estimates

The preparation of financial statements in conformity with accounting principles generally accepted in the United States of America requires management to make estimates and assumptions that affect the reported amounts of assets and liabilities, disclosure of contingent assets and liabilities, and the reported amounts of revenues and expenditures at June 30, 2018. Actual results may differ from these estimates. Material estimates potentially susceptible to change in the near term relate to the accrued programmatic claims liability, the accrued Tobacco Settlement revenue and receivable, and certain risk sharing reconciliation accruals.

Q. 100% Federal poverty level expansion and CMS Waiver

On November 7, 2000, the Arizona voters approved ballot Proposition 204. One of its primary components directed AHCCCS to increase the minimum qualifying income eligibility level up to 100% of the Federal Poverty Level. Proposition 204 also designated AHCCCS as the administrator of the tobacco litigation settlement funds awarded to the State for compensation of costs incurred in providing its citizens with health care and other services necessitated by the use of tobacco products.

In January 2001, AHCCCS obtained a Waiver from CMS to receive federal funding for certain non-categorically linked populations including those made eligible by the passage of Proposition 204. The Waiver requires that over the term of the agreement the populations covered by the Waiver be budget neutral for CMS. The Waiver period for budget neutrality began April 1, 2001 and extended through federal fiscal year 2011, at which time any federal funds received by the State that exceed the negotiated budget neutrality limit were to be returned to CMS. AHCCCS was granted a new Waiver from CMS in October 2011. The Waiver period for budget neutrality began October 1, 2011 and extends through federal fiscal year 2021. Effective with the January 1, 2014 implementation of the eligibility expansion under the ACA to include the new adult group, members with income between 100% and 133% of the FPL, the budget neutrality measurement is performed separately for the newly eligible adult population. Management believes that as of June 30, 2018, AHCCCS does not have any liability to CMS related to either budget neutrality agreement and, accordingly, no liability is recorded in the accompanying financial statements. See Note 8.

AHCCCS has classified the Arizona Tobacco Litigation Settlement Fund, created by ballot Proposition 204, as part of its General Fund. These funds are restricted for use as specified in the litigation settlement and/or legislation. Annual settlement payments, based on cigarette sales from the preceding calendar year are made in April. In addition, supplemental payments may be received as tobacco companies enter into the tobacco master settlement agreement. AHCCCS received annual and strategic contribution fund payments of \$101,761 in fiscal year 2018 for the period from January 1, 2017 to December 31, 2017. Revenue for the period from July 1, 2017 to December 31, 2017 totaled approximately \$58,261. Additionally, revenue and a related receivable of \$43,500 were accrued for the period of January 1, 2018 through June 30, 2018 and are included in Tobacco Settlement Receivable and Other Operating Grants and Contributions in the accompanying Statement of Net Position and Statement of Activities.

ARIZONA HEALTH CARE COST CONTAINMENT SYSTEM

NOTES TO FINANCIAL STATEMENTS

Year Ended June 30, 2018
(dollar amounts expressed in thousands)

(1) **Summary of significant accounting policies (continued)**

R. Prescription drug rebate program

The ACA included a provision to extend drug rebates to managed care programs and to increase the rebate amount drug manufacturers are required to pay under the Medicaid drug rebate program. AHCCCS received CMS approval on January 26, 2011 to participate in the drug rebate program, both managed care and fee-for-service, for drugs dispensed on or after March 23, 2010. AHCCCS received rebate reimbursements and delinquent account interest in the amount of \$811,446 in fiscal year 2018. Of this amount, \$558,975 was returned to the Federal government in fiscal 2018 and \$80,669 will be returned subsequent to June 30, 2018. This amount is netted against the due from the Federal government in the accompanying financial statements. The remaining \$171,802 is available to offset a portion of General Fund current and future fiscal year expenditures. Additionally, AHCCCS has accrued the unpaid invoice balance of \$263,010 as of June 30, 2018 which is included in receivables and other in the accompanying Statement of Net Position. Of this accrued receivable, \$209,947 will be returned to the Federal government and is netted against the due from the Federal government in the accompanying financial statements and \$53,063 is available to offset future fiscal year expenditures, which is netted against the due from state and local governments in the accompanying financial statements.

ARIZONA HEALTH CARE COST CONTAINMENT SYSTEM

NOTES TO FINANCIAL STATEMENTS

Year Ended June 30, 2018
(dollar amounts expressed in thousands)

(2) Capital assets

Capital assets, which consist of furniture, vehicles and equipment, and internally generated computer software, are reported in the government-wide Statement of Net Position. Tangible capital assets are defined as assets with an initial, individual cost of more than \$5 and an estimated useful life in excess of one year. Such assets are recorded at historical cost and are depreciated over their estimated useful lives ranging from three to five years. Intangible capital assets consist of internally generated computer software with an initial cost greater than \$1,000. Software is amortized over an estimated useful life of five to ten years. Expenditures for incomplete projects are reported as software under development. The costs of normal maintenance and repairs that do not add to the value of the asset or materially extend assets' lives are not capitalized.

Net asset balances and current fiscal year activity are as follows:

| | <u>Balance</u> <u>June 30, 2017</u> | <u>Increases</u> | <u>Decreases</u> | <u>Balance</u> <u>June 30, 2018</u> |
|---|--|------------------|--------------------|--|
| Governmental Activities: | | | | |
| Capital assets, Not being depreciated: | | | | |
| Software under development | \$ 35,285 | \$ - | \$ (35,285) | \$ - |
| Capital assets, being depreciated: | | | | |
| Vehicles, Furniture & Equipment | 7,498 | 76 | (719) | 6,855 |
| Software | <u>103,391</u> | <u>49,698</u> | <u>-</u> | <u>153,089</u> |
| Total capital assets, being depreciated | <u>110,889</u> | <u>49,774</u> | <u>(719)</u> | <u>159,994</u> |
| Less accumulated depreciation for: | | | | |
| Vehicles, Furniture & Equipment | (5,832) | (702) | 713 | (5,821) |
| Software | <u>(23,763)</u> | <u>(23,554)</u> | <u>-</u> | <u>(47,317)</u> |
| Total accumulated depreciation | <u>(29,595)</u> | <u>(24,256)</u> | <u>713</u> | <u>(53,138)</u> |
| Total capital assets being depreciated, net: | <u>81,294</u> | <u>25,518</u> | <u>(6)</u> | <u>106,806</u> |
| Total governmental activities capital assets, net | <u>\$ 116,579</u> | <u>\$ 25,518</u> | <u>\$ (35,291)</u> | <u>\$ 106,806</u> |

For the year ended June 30, 2018, depreciation expense on capital assets totaled approximately \$24.3 million.

ARIZONA HEALTH CARE COST CONTAINMENT SYSTEM

NOTES TO FINANCIAL STATEMENTS

Year Ended June 30, 2018
(dollar amounts expressed in thousands)

(2) Capital assets (continued)

At June 30, 2018, capital assets no longer include software under development. Software under development, which was included in the prior years' financial statements, primarily comprised the continued costs to develop and implement the new ACA compliant eligibility system. The automated eligibility system qualified AHCCCS for 75 percent enhanced FFP for certain eligibility determination administrative functions that previously were eligible for the 50 percent FFP rate. The project consisted of three major phases. The first phase, initial implementation of the new system, was completed during fiscal year 2014. The second phase was the transition from processing eligibility determinations in the existing legacy system to the new ACA compliant system and was completed in early fiscal year 2016. The third and final phase, the transition for long-term care eligibility determinations from the AHCCCS legacy system into the ACA compliant system, was completed and placed into service during fiscal year 2018. As a result, \$35.285 million of software under development was transferred to software in fiscal year 2018.

(3) Compensated absences

It is the State's policy to permit employees to accumulate earned but unused vacation, compensatory and sick pay benefits. Employees may accumulate up to 240 or 320 hours of vacation depending upon their position classification. Vacation hours in excess of the maximum amount that are unused at the calendar year end are forfeited. There is no liability recorded on AHCCCS' financial statements for sick leave as any amounts eligible for payment when employees separate from State service are the responsibility of the Arizona Department of Administration. The amount recorded in the government-wide financial statements consists of employees' vested accrued vacation and accrued compensatory time benefits. All compensated absences are due within one year. Balances and current fiscal year activity are as follows:

| | | |
|------------------------|----|--------------|
| Balance, June 30, 2017 | \$ | 3,797 |
| Additions | | 6,404 |
| Reductions | | (6,200) |
| Balance, June 30, 2018 | \$ | <u>4,001</u> |

(4) Other governmental funds

At June 30, 2018, the other governmental fund balance of \$80,787 included activity within the following funds:

- Tobacco Tax and Health Care Fund, Medically Needy Account ("MNA") - The Arizona Department of Revenue allocates funding to the MNA which provides funding for services provided through the Title XIX Medicaid and other legislatively authorized health related services or programs. Revenue sources for the MNA include tobacco tax proceeds and investment income.
- Tobacco Products Tax Fund, Emergency Health Services Account ("EHSA") - The Arizona Department of Revenue allocates the tobacco tax revenue to the EHSA which is used solely for the reimbursement of uncompensated care, primary care services and trauma center readiness costs. Monies remaining unexpended and unencumbered in the account on June 30th of each year revert to the Proposition 204 Protection Account, a general fund. Revenue sources for the EHSA include tobacco tax proceeds and investment income.
- Trauma and Emergency Services Fund - This fund is comprised of gaming revenues to be used to reimburse hospitals in Arizona for unrecovered trauma center readiness costs and unrecovered emergency services costs.

ARIZONA HEALTH CARE COST CONTAINMENT SYSTEM

NOTES TO FINANCIAL STATEMENTS

Year Ended June 30, 2018
(dollar amounts expressed in thousands)

(4) Other governmental funds (continued)

- Nursing Facility Assessment Fund - This fund consists of monies received from the nursing facility assessment, federal monies received as a result of expenditures made attributable to monies deposited in the fund, interest, legislative appropriations, grants, gifts, contributions and devices. The monies in this fund shall be used to qualify for federal matching funds for supplemental payments for nursing facility services and administrative cost to administer the fund.
- Hospital Assessment Fund - This fund consists of monies collected from an assessment on hospitals for the purposes of funding a portion of the non-federal share of the Medicaid expansion and the entire Proposition 204 population on and after January 1, 2014.
- Third Party Liability and Recovery Audit Fund - This fund is comprised of monies recovered from first and third party payers under various AHCCCS recovery programs prior to disbursement to the appropriate parties, contractors and programs. These programs primarily include casualty, special treatment trusts, estate, health insurance recoveries, and recovery audit collections.
- Substance Abuse Services Fund - This fund consists of monies received from a surcharge in the amount of thirteen per cent on every fine, penalty and forfeiture imposed and collected by the courts for criminal offenses and civil penalties pursuant to ARS § 12-116.02. AHCCCS may expend monies in the fund for administration of the fund and for drug screening, education or treatment for persons who have been ordered by the court to attend and who do not have sufficient financial ability to pay.
- Substance Abuse Services Fund - Alcohol - This fund consists of monies received from a surcharge in an amount of thirteen per cent on every fine, penalty and forfeiture imposed and collected by the courts for criminal offenses and civil penalties pursuant to ARS § 12-116.02. AHCCCS may expend monies in the fund for administration of the fund and for alcohol screening, education or treatment for persons who have been ordered by the court to attend and who do not have sufficient financial ability to pay.
- Seriously Mentally Ill Housing Trust Fund - This fund consists of monies received from the sale of abandoned property and investment earnings. AHCCCS may expend monies for housing projects and rental assistance for seriously mentally ill persons.
- Miscellaneous Funds - These funds account for various grants and other money received for specific purposes including the Hawaii Arizona PMMIS Alliance ("HAPA"). HAPA represents AHCCCS' project with Hawaii whereby AHCCCS provides data processing services for Hawaii's Medicaid program which had a fund balance of \$2,665 as of June 30, 2018. The Hospital Loan Residency Fund, which was created for a hospital loan program to fund start-up and ongoing costs for residency programs in accredited hospitals, was terminated during fiscal year 2018.

ARIZONA HEALTH CARE COST CONTAINMENT SYSTEM

NOTES TO FINANCIAL STATEMENTS

Year Ended June 30, 2018
(dollar amounts expressed in thousands)

(4) Other governmental funds (continued)

Other governmental funds earned, expended and transferred during the fiscal year ended June 30, 2018 were as follows:

| | <u>Fund Balance June 30, 2017</u> | <u>Receipts</u> | <u>Interest Earned</u> | <u>Expenditures</u> | <u>Transfers In/(out)</u> | <u>Fund Balance June 30, 2018</u> |
|---|---|------------------|----------------------------|---------------------|-------------------------------|---|
| Tobacco Tax and Health Care Fund, | | | | | | |
| Medically Needy Account | \$ - | \$ 72,859 | \$ - | \$ (72,193) | \$ (666) | \$ - |
| Tobacco Products Tax Fund, | | | | | | |
| Emergency Health Services Account | - | 19,100 | - | (19,100) | - | - |
| Trauma and Emergency Services Fund | - | 23,783 | 2 | (23,785) | - | - |
| Nursing Facility Assessment Fund | - | 101,754 | 8 | (101,762) | - | - |
| Hospital Assessment Fund | 29,349 | 287,017 | - | (253,932) | - | 62,434 |
| Third Party Liability and Recovery Audit Fund | - | 1,197 | - | (1,197) | - | - |
| Substance Abuse Services Fund | 1,432 | 1,273 | - | (1,350) | - | 1,355 |
| Substance Abuse Services Fund - Alcohol | 1,345 | 924 | - | (900) | - | 1,369 |
| Seriously Mentally Ill Housing Trust Fund | 5,724 | 2,000 | 112 | (807) | - | 7,029 |
| Miscellaneous Funds | <u>7,162</u> | <u>74,146</u> | <u>17</u> | <u>(64,560)</u> | <u>(8,165)</u> | <u>8,600</u> |
| | <u>\$ 45,012</u> | <u>\$584,053</u> | <u>\$ 139</u> | <u>\$ (539,586)</u> | <u>\$ (8,831)</u> | <u>\$ 80,787</u> |

ARIZONA HEALTH CARE COST CONTAINMENT SYSTEM

NOTES TO FINANCIAL STATEMENTS

Year Ended June 30, 2018
(dollar amounts expressed in thousands)

(5) Retirement plan

AHCCCS contributes to the Arizona State Retirement System (“ASRS” or the “Plan”) described below. The Plan is a component unit of the State of Arizona.

At June 30, 2018, AHCCCS reported the following aggregate amounts related to pensions for all plans to which it contributes:

| Statement of Net Position and Statement of Activities | Governmental Activities |
|--|----------------------------|
| Net pension assets | \$ - |
| Net pension liabilities | 82,550 |
| Deferred outflows of resources | 17,539 |
| Deferred inflows of resources | 5,105 |
| Pension expense | 5,851 |

AHCCCS’s accrued payroll and employee benefits includes no amounts of outstanding pension contribution amounts payable to all pension plans for the year ended June 30, 2018. In addition, AHCCCS reported \$5,851 of pension contributions as expenditures in the governmental funds related to all pension plans to which it contributes.

Plan description - AHCCCS employees participate in the ASRS. The ASRS administers a cost-sharing multiple-employer defined benefit pension plan, a cost-sharing multiple-employer defined benefit health insurance premium benefit (“OPEB”) plan, and a cost-sharing multiple-employer defined benefit long-term disability (“OPEB”) plan. The Arizona State Retirement System Board governs the ASRS according to the provisions of A.R.S. Title 38, Chapter 5, Articles 2 and 2.1. The ASRS issues a publicly available financial report that includes its financial statements and required supplementary information. The report is available on its Web site at www.azasrs.gov.

Benefits provided - The ASRS provides retirement, health insurance premium supplement, long-term disability, and survivor benefits. State statute establishes benefit terms. Retirement benefits are calculated on the basis of age, average monthly compensation, and service credit as follows:

| ASRS | Retirement Initial membership date: | |
|--|--|--|
| | Before July 1, 2011 | On or after July 1, 2011 |
| Years of service and age required to receive benefit | Sum of years and age equals 80 10 years age 62 5 years age 50* any years age 65 | 30 years age 55 25 years age 60 10 years age 62 5 years age 50* any years age 65 |
| Final average salary is based on | Highest 36 consecutive months of last 120 months | Highest 60 consecutive months of last 120 months |
| Benefit percent per year of service | 2.1% to 2.3% | 2.1% to 2.3% |

*With actuarially reduced benefits.

ARIZONA HEALTH CARE COST CONTAINMENT SYSTEM

NOTES TO FINANCIAL STATEMENTS

Year Ended June 30, 2018
(dollar amounts expressed in thousands)

(5) Retirement plan (continued)

Retirement benefits for members who joined the ASRS prior to September 13, 2013, are subject to automatic cost-of-living adjustments based on excess investment earning. Members with a membership date on or after September 13, 2013, are not eligible for cost-of-living adjustments. Survivor benefits are payable upon a member's death. For retired members, the survivor benefit is determined by the retirement benefit option chosen. For all other members, the beneficiary is entitled to the member's account balance that includes the member's contributions and employer's contributions, plus interest earned.

Contributions - In accordance with state statutes, annual actuarial valuations determine active member and employer contribution requirements. The combined active member and employer contribution rates are expected to finance the costs of benefits employees earn during the year, with an additional amount to finance any unfunded accrued liability. For the year ended June 30, 2018, active ASRS members were required by statute to contribute at the actuarially determined rate of 11.50 percent (11.34 percent for retirement and 0.16 percent for long-term disability) of the members' annual covered payroll, and AHCCCS was required by statute to contribute at the actuarially determined rate of 11.50 percent (10.90 percent for retirement, 0.44 percent for health insurance premium benefit, and 0.16 percent for long-term disability) of the active members' annual covered payroll. In addition, AHCCCS was required by statute to contribute at the actuarially determined rate of 9.49 percent (9.26 percent for retirement, 0.10 percent for health insurance premium benefit, and 0.13 percent for long-term disability) of annual covered payroll of retired members who worked for AHCCCS in positions that would typically be filled by an employee who contributes to the ASRS.

During fiscal year 2018, AHCCCS paid for ASRS pension contributions as follows: 97.82 percent from the General Fund and 2.18 percent from other governmental funds.

Pension liability - At June 30, 2018, AHCCCS reported a liability of \$82,550 for its proportionate share of the ASRS' net pension liability. The net pension liability was measured as of June 30, 2017. The total pension liability used to calculate the net pension liability was determined using updated procedures to roll forward the total pension liability from an actuarial valuation as of June 30, 2016, to the measurement date of June 30, 2017. AHCCCS's proportion of the net pension liability was based on AHCCCS's actual contributions to the plan relative to the total of all participating employers' contributions for the year ended June 30, 2017. AHCCCS's proportion measured as of June 30, 2017, was 0.52991 percent, which was an increase of 0.05914 percent from its proportion measured as of June 30, 2016.

Pension expense and deferred outflows/inflows of resources - For the year ended June 30, 2018, AHCCCS recognized pension expense for ASRS of \$5,851. At June 30, 2018, AHCCCS reported deferred outflows of resources and deferred inflows of resources related to pensions from the following sources:

| <u>ASRS</u> | <u>Deferred Outflows of Resources</u> | <u>Deferred Inflows of Resources</u> |
|---|---|--|
| Differences between expected and actual experience | \$ 593 | \$ 2,475 |
| Net difference between projected and actual earnings on pension plan investments or changes in assumptions | 3,585 | 2,469 |
| Changes in proportion and differences between AHCCCS contributions and proportionate share of contributions | 7,569 | 161 |
| AHCCCS contributions subsequent to the measurement date | <u>5,792</u> | <u>-</u> |
| Total | <u>\$ 17,539</u> | <u>\$ 5,105</u> |

ARIZONA HEALTH CARE COST CONTAINMENT SYSTEM

NOTES TO FINANCIAL STATEMENTS

Year Ended June 30, 2018
(dollar amounts expressed in thousands)

(5) Retirement plan (continued)

The \$5,792 reported as deferred outflows of resources related to ASRS pensions resulting from AHCCCS contributions subsequent to the measurement date will be recognized as a reduction of the net pension liability in the year ending June 30, 2019. Other amounts reported as deferred outflows of resources and deferred inflows of resources related to ASRS pension will be recognized as an increase (decrease) in pension expense as follows:

| <u>Years Ending June 30</u> | | |
|-----------------------------|----|---------|
| 2019 | \$ | 6,598 |
| 2020 | | 1,612 |
| 2021 | | (1,899) |

Actuarial assumptions – The significant actuarial assumptions used to measure the total pension liability are as follows:

| ASRS | |
|-----------------------------|-------------------|
| Actuarial valuation date | June 30, 2016 |
| Actuarial roll forward date | June 30, 2017 |
| Actuarial cost method | Entry age normal |
| Investment rate of return | 8.00% |
| Projected salary increases | 3 - 6.75% |
| Inflation | 3.25% |
| Permanent benefit increase | Included |
| Mortality rates | 1994 GAM Scale BB |

Actuarial assumptions used in the June 30, 2016 valuation were based on the results of an actuarial experience study for the 5-year period ended June 30, 2012.

The long-term expected rate of return on ASRS pension plan investments was determined to be 8.70 percent using a building-block method in which best-estimate ranges of expected future real rates of return (expected returns, net of pension plan investment expense and inflation) are developed for each major asset class. These ranges are combined to produce the long-term expected rate of return by weighting the expected future real rates of return by the target asset allocation percentage and by adding expected inflation. The target allocation and best estimates of arithmetic real rates of return for each major asset class are summarized in the following table:

ARIZONA HEALTH CARE COST CONTAINMENT SYSTEM

NOTES TO FINANCIAL STATEMENTS

Year Ended June 30, 2018
(dollar amounts expressed in thousands)

(5) Retirement plan (continued)

ASRS

| <u>Asset Class</u> | <u>Target Asset Allocation</u> | <u>Real Return Arithmetic Basis</u> | <u>Long-term Expected Rate of Return</u> |
|----------------------------|--|---|--|
| Equity | 58% | 6.73% | 3.87% |
| Fixed income | 25% | 3.70% | 0.91% |
| Commodities | 2% | 3.84% | 0.08% |
| Real estate | 10% | 4.25% | 0.42% |
| Multi-asset | 5% | 3.41% | 0.17% |
| Total | 100% | | 5.45% |
| Inflation | | | 3.25% |
| Expected rate of return | | | 8.70% |

Discount rate - The discount rate used to measure the ASRS total pension liability was 8 percent, which is less than the long-term expected rate of return of 8.7 percent. The projection of cash flows used to determine the discount rate assumed that contributions from participating employers will be made based on the actuarially determined rates based on the ASRS Board's funding policy, which establishes the contractually required rate under Arizona statute. Based on those assumptions, the pension plan's fiduciary net position was projected to be available to make all projected future benefit payments of current plan members. Therefore, the long-term expected rate of return on pension plan investments was applied to all periods of projected benefit payments to determine the total pension liability.

Sensitivity of AHCCCS's proportionate share of the ASRS net pension liability to changes in the discount rate - The following table presents AHCCCS's proportionate share of the net pension liability calculated using the discount rate of 8 percent, as well as what AHCCCS's proportionate share of the net pension liability would be if it were calculated using a discount rate that is 1 percentage point lower (7 percent) or 1 percentage point higher (9 percent) than the current rate:

| | <u>1% Decrease</u> | <u>Current Discount Rate</u> | <u>1% Increase</u> |
|---|--------------------|----------------------------------|--------------------|
| | (7.00%) | (8.00%) | (9.00%) |
| AHCCCS's proportionate share of the net pension liability | \$ 105,954 | \$ 82,550 | \$ 62,993 |

Pension plan fiduciary net position - Detailed information about the pension plan's fiduciary net position is available in the separately issued ASRS financial report.

ARIZONA HEALTH CARE COST CONTAINMENT SYSTEM

NOTES TO FINANCIAL STATEMENTS

Year Ended June 30, 2018
(dollar amounts expressed in thousands)

(6) Other postemployment benefits (OPEB)

Other post-employment benefits (“OPEB”) provided as part of state employment include the ASRS sponsored cost-sharing plan for the Long-Term Disability Fund and the Health Benefit Supplement Fund, as well as the Arizona Department of Administration sponsored single employer defined benefit post-employment plan.

Cost-sharing plan - The ASRS provides health insurance premium supplemental benefits and disability benefits to retired members, disabled members, and eligible dependents through the Health Benefit Supplement Fund (“HBS”) and the Long Term Disability Fund (“LTD”), which are cost-sharing, multiple-employer defined benefit postemployment plans. Title 38, Chapter 5 of the A.R.S. assigns the authority to establish and amend the benefit provisions of the HBS plan and the LTD plan to the Arizona State Legislature. The ASRS issues a publically available financial report that includes the financial information and disclosure requirements for the HBS plan and the LTD plan. That report may be obtained by visiting www.azasrs.gov.

Contributions - For the ASRS HBS and LTD plans, contributions are recognized as revenues when due, pursuant to statutory and contractual requirements. Benefits and refunds are recognized when due and payable and expenses are recorded when the corresponding liabilities are incurred, regardless of when contributions are received or payments are made.

Funding policy - The contribution requirements of plan members and AHCCCS are established by Title 38, Chapter 5 of the Arizona Revised Statutes (ARS). These contribution requirements are established and may be amended by the Arizona State Legislature. For the year ended June 30, 2018, active ASRS members and AHCCCS were each required by statute to contribute at the actuarially determined rate of 0.16 percent of the members’ annual covered payroll for LTD. AHCCCS also contributed 0.44 percent for the HBS. In addition, AHCCCS was required to contribute 0.10 percent for the health insurance premium benefit and 0.13 percent for long-term disability based on annual covered payroll for retired members who worked for AHCCCS in positions that an employee who contributes to ASRS would typically fill. AHCCCS’ contributions for the current and two preceding years for OPEB, all of which were equal to the required contributions, were as follows:

| <u>Fiscal Year</u> | <u>Health Benefit Supplemental Fund</u> | <u>Long-term Disability Fund</u> |
|--------------------|---|--------------------------------------|
| 2018 | \$ 234 | \$ 85 |
| 2017 | 278 | 69 |
| 2016 | 212 | 51 |

Changes in AHCCCS’ OPEB liability for the HBS and LTD plans during fiscal year 2018 were as follows:

| | <u>HBS</u> | <u>LTD</u> | <u>TOTAL</u> |
|--------------------|---------------------|-------------------|--------------------|
| Beginning balances | \$ - | \$ - | \$ - |
| Increases | 326,215 | 295,480 | 621,695 |
| Decreases | <u>(618,509)</u> | <u>(101,714)</u> | <u>(720,223)</u> |
| Ending balances | \$ <u>(292,294)</u> | \$ <u>193,766</u> | \$ <u>(98,528)</u> |

ARIZONA HEALTH CARE COST CONTAINMENT SYSTEM

NOTES TO FINANCIAL STATEMENTS

Year Ended June 30, 2018
(dollar amounts expressed in thousands)

(6) Other postemployment benefits (OPEB) (continued)

Actuarial assumptions - The actuarial assumptions used to determine the OPEB liability for the HBS and LTD plans are presented in the following table:

| ASRS | |
|-----------------------------|-------------------|
| Actuarial valuation date | June 30, 2016 |
| Actuarial roll forward date | June 30, 2017 |
| Actuarial cost method | Entry age normal |
| Investment rate of return | 8.00% |
| Inflation | 3.25% |
| Mortality rates | 1994 GAM Scale BB |

Actuarial assumptions used in the June 30, 2016 valuation were based on the results of an actuarial experience study for the 5-year period ended June 30, 2012.

The long-term expected rate of return on HBS and LTD plan investments, 8.7 percent, is the same as that for ASRS pension plan investments. The method used to derive this rate is described in Note 5.

Discount rate - The discount rate used to measure the total HBS and LTD liability was 8 percent, which is less than the long-term expected rate of return of 8.7 percent. The projection of cash flows used to determine the discount rate assumed that contributions from participating employers will be made based on the actuarially determined rates based on the ASRS Board's funding policy, which establishes the contractually required rate under Arizona statute. Based on those assumptions, the fiduciary net position of the HBS and LTD Funds was projected to be available to make all projected future benefit payments of current members. Therefore, the long-term expected rate of return on investments was applied to all periods of projected benefit payments to determine the total HBS and LTD liability.

Sensitivity of AHCCCS's proportionate share of the net ASRS OPEB liability to changes in the discount rate - The following table presents AHCCCS's proportionate share of the net ASRS OPEB liability calculated using the discount rate of 8 percent, as well as what AHCCCS's proportionate share of the net ASRS OPEB liability would be if it were calculated using a discount rate that is 1 percentage point lower (7 percent) or 1 percentage point higher (9 percent) than the current rate:

| | <u>1% Decrease</u> | <u>Current Discount Rate</u> | <u>1% Increase</u> |
|---|--------------------|----------------------------------|--------------------|
| | (7.00%) | (8.00%) | (9.00%) |
| AHCCCS's proportionate share of the net HBS liability | \$ 485 | \$ (292) | \$ (953) |
| AHCCCS's proportionate share of the net LTD liability | \$ 232 | \$ 193 | \$ 162 |

ARIZONA HEALTH CARE COST CONTAINMENT SYSTEM

NOTES TO FINANCIAL STATEMENTS

Year Ended June 30, 2018
(dollar amounts expressed in thousands)

(6) Other postemployment benefits (OPEB) (continued)

Single-employer plan

The Arizona Department of Administration (“ADOA”) administers a single-employer defined benefit post-employment plan (ADOA Plan) that provides medical and accidental benefits to retired State employees and their dependents. Title 38, Chapter 4 of the ARS assigns the authority to establish and amend the benefit provisions of the ADOA Plan to the Arizona State Legislature. The ADOA pays the medical costs incurred by retired employees, net of related premiums, which are paid entirely by the retiree or on behalf of the retiree. These premium rates are based on a blend of active employee and retiree experience, resulting in a contribution basis that is lower than the expected claim costs for retirees, creating an implicit subsidization of retirees by the ADOA Plan. ADOA does not issue a separate, publically available financial report for the ADOA Plan; however, the State of Arizona Comprehensive Annual Financial Report presents state-wide prior year information, which can be obtained by visiting gao.az.gov. A portion of the ADOA Plan’s implicit rate subsidy, if not fully funded, represents an obligation of AHCCCS for its proportionate share of the net OPEB obligation.

Funding policy - The ADOA’s current funding policy is pay-as-you-go for OPEB benefits. There are no dedicated assets at this time to offset the actuarial accrued liability.

OPEB expense and total OPEB liability - AHCCCS’ proportionate share of OPEB expense and changes in the OPEB liability of the ADOA Plan for the year ended June 30, 2018, are as follows:

OPEB Expense

| | | |
|--|----|-------------|
| Service cost | \$ | 1,397 |
| Interest on total OPEB liability | | 532 |
| Current-period benefit changes | | (1,452) |
| Expensed portion of current-period difference between expected and actual experience | | (66) |
| Expensed portion of current-period changes of assumptions | | (510) |
| OPEB expense | \$ | <u>(99)</u> |

OPEB Liability

| | | |
|--|----|---------------|
| Service cost | \$ | 1,397 |
| Interest on total OPEB liability | | 532 |
| Current-period benefit changes | | (1,452) |
| Differences between expected and actual experience | | (436) |
| Changes of assumptions | | (3,783) |
| Expected benefit payments | | (478) |
| Net change in total OPEB liability | | (4,220) |
| Total OPEB liability at 6/30/2017 | | <u>18,893</u> |
| Total OPEB liability at 6/30/2018 | \$ | <u>14,673</u> |

ARIZONA HEALTH CARE COST CONTAINMENT SYSTEM

NOTES TO FINANCIAL STATEMENTS

Year Ended June 30, 2018
(dollar amounts expressed in thousands)

(6) Other postemployment benefits (OPEB) (continued)

Actuarial methods and assumptions - Projections of ADOA Plan benefits for financial reporting purposes include the types of benefits provided at the time of each valuation and the pattern of sharing of cost between the employer and the ADOA Plan member to that point. The actuarial methods and assumptions used include techniques that are designed to reduce short-term volatility in actuarial accrued liabilities and the actuarial value of assets, consistent with the long-term perspective of the calculations. The ADOA Plan's actuarial methods and significant assumptions for an actuarial valuation as of June 30, 2017 are as follows:

| | | |
|-------------------------------|------------------------------|---|
| Actuarial valuation date | | June 30, 2017 |
| Actuarial cost method | | Entry age normal |
| Salary increases | | 2.7% to 7.2% varying by years of service |
| Discount rate | | 3.58% as of June 30, 2017 |
| Health care cost trend rates: | | |
| Medical (pre-65) | | 6.5% graded to 4.5% by 0.5% |
| Medical (post-65) | | 4.5% |
| Prescription drug | | 9.0% graded to 4.5% by 0.5% |
| Administrative costs | | 3.0% |
| Contribution trend rates | | 7.0% graded to 4.5% by 0.5% |
| Mortality rates | Employees | RP-2014 Employee Mortality Tables projected generationally from 2014 with 1% improvement per year |
| | Healthy Retirees and Spouses | 2017 State Retirees of Arizona Mortality Tables projected generationally from 2017 with 1% improvement per year |
| | Disabled Retirees | RP-2014 Disabled Retiree Mortality Tables projected generationally from 2014 with 1% improvement per year |

Discount rate - The discount rate for ADOA OPEB funded entirely on a pay-as-you-go basis is the yield or index rate for 20-year, tax-exempt general obligation municipal bonds with an average rating of AA/Aa or higher (or equivalent quality on another rating scale). For the measurement date of June 30, 2017, the index value of Bond Buyer 20-Bond General Obligation Municipal Bond was used.

ARIZONA HEALTH CARE COST CONTAINMENT SYSTEM

NOTES TO FINANCIAL STATEMENTS

Year Ended June 30, 2018
(dollar amounts expressed in thousands)

(6) Other postemployment benefits (OPEB) (continued)

Sensitivity of AHCCCS’s proportionate share of the ADOA OPEB liability to changes in the discount rate and health care cost trend rates - The following table presents AHCCCS’s proportionate share of the ADOA OPEB liability calculated using the discount rate of 3.58 percent, as well as what AHCCCS’s proportionate share of the ADOA OPEB liability would be if it were calculated using a discount rate that is 1 percentage point lower (2.58 percent) or 1 percentage point higher (4.58 percent) than the current rate. Also shown is the OPEB liability computed with the current health care cost trend rates and with the trend rates that are 1 percentage point lower or 1 percentage point higher than the current rates:

| | <u>1% Decrease</u> | <u>Current Discount Rate</u> | <u>1% Increase</u> |
|---|--------------------|----------------------------------|--------------------|
| | (2.58%) | (3.58%) | (4.58%) |
| AHCCCS’s proportionate share of ADOA OPEB liability | \$ 17,241 | \$ 14,673 | \$ 12,646 |

| | <u>1% Decrease</u> | <u>Current Trend Rates</u> | <u>1% Increase</u> |
|---|--------------------|--------------------------------|--------------------|
| AHCCCS’s proportionate share of ADOA OPEB liability | \$ 12,347 | \$ 14,673 | \$ 17,693 |

(7) Budgetary basis of accounting

The financial statements of AHCCCS are prepared in conformity with accounting principles generally accepted in the United States of America (“GAAP”). AHCCCS, like other State agencies, prepares its annual operating budget on a basis that differs from the GAAP basis. Encumbrances as of June 30th can be liquidated during a four week administrative period known as the 13th month. The budget basis expenditures reported in the financial statements include both the fiscal year paid and the 13th month activity. The State does not have a legally adopted budget for revenues. Prior fiscal year expenditure adjustments of \$(6,420) processed in the current fiscal year in accordance with the administrative adjustment procedures as authorized by Arizona Revised Statutes are reported as a separate amount. AHCCCS’ controlling statute for programmatic payments administrative adjustment procedures varies from the statutory requirement of other State agencies. AHCCCS is permitted to pay for approved system covered medical services presented after the close of the fiscal year in which they were incurred with either remaining prior year or current year available appropriations. Unexpended prior year available appropriations for programmatic payments revert on December 31, 2018.

ARIZONA HEALTH CARE COST CONTAINMENT SYSTEM

NOTES TO FINANCIAL STATEMENTS

Year Ended June 30, 2018
(dollar amounts expressed in thousands)

(7) Budgetary basis of accounting (continued)

The following is a reconciliation of the GAAP Statement of Revenues, Expenditures and Changes in Fund Balances - Governmental Funds to the budgetary comparison schedules for the year ended June 30, 2018:

| | General Fund Actual |
|---|--------------------------------|
| Budgetary Basis Fund Balance, June 30, 2018 | \$ 298,041 |
| Budgetary Basis of Accounting | |
| Increases to fund balance: | |
| Due from state and local governments | 80,160 |
| Due from the federal government (net) | 402,018 |
| Due from other fund | 8,525 |
| Tobacco settlement receivable | 43,500 |
| Receivables and other | 273,223 |
| Total increases | 807,426 |
| Decrease to fund balance: | |
| Unearned revenue | (23,202) |
| Due to state and county governments | (314,524) |
| Accrued programmatic costs | (598,271) |
| Payables and other | (14,617) |
| Unavailable revenue | (169,958) |
| Total decreases | (1,120,572) |
| Total GAAP basis fund balance | \$ (15,105) |

Non-appropriated expenditures of \$1,400,101 in the General Fund consist primarily of federal and state matching pass-through payments to other agencies.

(8) Contingencies

Litigation and investigations - AHCCCS has been named as a defendant in a variety of litigation, all of which are being defended by in-house and external legal counsel. One case is a lawsuit filed in the Arizona Superior Court for Maricopa County by a group of plaintiffs, consisting mostly of state legislators, seeking a declaration that the hospital assessment established under ARS 36-2901.08 is allegedly a tax passed in a manner inconsistent with the requirements for a tax established by the state constitution. The lawsuit was filed in September 2013. In November 2017, the Arizona Supreme Court ruled in AHCCCS' favor, thus ending the matter.

Another case is a purported class action on behalf of immigrant AHCCCS recipients seeking to enjoin alleged violations by AHCCCS of Medicaid laws requiring notice of changes in eligibility and "reasonable promptness" in eligibility determinations and provisions of services. The Plaintiffs' motion to certify the case as a class action was denied, as was a motion for preliminary injunction. The case is thus reduced to the two named plaintiffs, and they seek no damages. AHCCCS external counsel noted that it is reasonably possible that the plaintiffs may be awarded some portion of their attorneys' fees; however, AHCCCS cannot reasonably estimate an amount and no liability has been recorded as of June 30, 2018.

ARIZONA HEALTH CARE COST CONTAINMENT SYSTEM

NOTES TO FINANCIAL STATEMENTS

Year Ended June 30, 2018
(dollar amounts expressed in thousands)

(8) Contingencies (continued)

It is the opinion of AHCCCS upon consultation with legal counsel, that none of these claims are likely to have a material adverse effect on AHCCCS' financial statements. In addition, AHCCCS believes that the funding of any material adverse judgment, sanction or repayment obligation in excess of its appropriation would require a special appropriation by the State or would qualify for coverage by the Arizona Department of Administration, Risk Management Division which is tasked with the management and mitigation of liability, property and workers' compensation claims.

Compliance with laws and regulations - AHCCCS is subject to numerous laws, regulations and oversight by the federal government. These laws and regulations include, but are not necessarily limited to, matters such as government health care program participation requirements, reimbursement for member services and Medicaid fraud and abuse. Violations of these laws and regulations could result in expulsion from government health care programs, together with the imposition of significant financial sanctions.

Budget neutrality agreement - In January 2001, AHCCCS obtained a Section 1115 Waiver from CMS that provides federal funding for certain non-categorically linked populations including those made eligible by the November 2000 passage of Proposition 204. The Waiver requires that over the term of the original agreement (April 1, 2001 through September 30, 2011) and the new agreement (October 1, 2011 through September 30, 2021), the populations covered by the Waiver be budget neutral for CMS. Effective with the January 1, 2014 implementation of the eligibility expansion under the ACA to include the new adult group, members with income between 100% and 133% of the FPL, the budget neutrality measurement is performed separately for the new adult population. Budget neutral means that CMS will not pay more for medical services with the Waiver than it would without the Waiver. The Waiver Special Terms and Conditions include a monitoring arrangement that requires AHCCCS to report the financial results of the Waiver on a quarterly basis. For the demonstration period beginning on October 1, 2016, the net variance is phased down by an applicable percent. The percentages are determined based on how long Medicaid population has been enrolled in managed care subject to the demonstration. AHCCCS is limited to only retaining 25 percent of the total variance as future savings. The budget neutrality calculation is dependent on a number of variables including the number of members, the eligibility category of members and the general economy and its impact on unemployment, medical inflation and policy decisions made by the Legislature that may impact program costs. Through June 30, 2018, AHCCCS remained under the cumulative reporting limit threshold for the current waiver. Accordingly, management determined that as of June 30, 2018, AHCCCS did not have any liability to CMS related to the budget neutrality agreement and the accompanying financial statements have not been adjusted for the impact of any liability AHCCCS may have related to the Waiver budget neutrality agreement.

School based claims audits - AHCCCS continues to have several outstanding audit findings related to audits conducted by The Inspector General, Office of Audit Services ("OIG") from fiscal year 2015 related to the Direct Service Claiming ("DSC") and School Based Medicaid Administrative Claiming ("MAC") programs. AHCCCS disagrees with the findings in part, however, has returned the federal funds for non-disputed claims and has received the final disallowance issued by CMS on October 20, 2016 relating to the MAC audit for \$11.717 million. AHCCCS also received the final disallowance on June 26, 2018 relating to the DSC audit for \$19.924 million and returned the federal funds in the quarter ended December 31, 2018. AHCCCS has exhausted and been denied at all available appeal levels with CMS and is now pursuing to redress the disallowed amounts for the MAC and DSC programs through the courts. However, the amount of \$19.924 million for the DSC audit is included in the due to the federal government in the accompanying financial statements. During fiscal year 2018, AHCCCS elected not to pursue recovery of the amounts from the local educational authorities and prior amounts recorded totaling \$19.924 million as due from State and local governments were written off.

ARIZONA HEALTH CARE COST CONTAINMENT SYSTEM

NOTES TO FINANCIAL STATEMENTS

Year Ended June 30, 2018
(dollar amounts expressed in thousands)

(8) Contingencies (continued)

Medicaid electronic health record incentive payments - The DHHS OIG issued a report in August 2016 for their review of Medicaid electronic health record (“EHR”) incentive payments to hospitals finding a net overpayment in the amount of \$14.831 million. AHCCCS did not agree with the OIG findings and overpayment amount. In fiscal year 2017, AHCCCS engaged an outside consultant to review the OIG’s findings and recalculated the actual overpayment at \$11.649 million. CMS concurred with the adjusted amount, and AHCCCS began recouping the net overpayment amounts in fiscal year 2018. AHCCCS expects to complete recouping the remaining amounts in fiscal year 2019. The individual hospitals must return 100 percent of their respective disallowed amount per the EHR program’s terms and conditions, as agreed to in order to participate in the program and receive EHR incentive payments. At June 30, 2018, the remaining recoupment liability of \$10.171 million for the finding is included in the due to the federal government with a corresponding receivable from the applicable hospitals in the receivables and other in the accompanying financial statements.

Managed care drug rebates - The DHHS OIG issued a report in February 2018 for their review of managed care drug rebates in Arizona from April 2010 through March 2013. The OIG’s report noted instances in which physician-administered drugs were not properly submitted to the drug manufacturers for rebate. Based on their findings, the OIG recommended that AHCCCS:

- Bill for and collect from manufacturers rebates for single-source and top-20 multiple-source physician-administered drugs totaling \$26.4 million and refund to the Federal Government an estimated \$18.3 million (Federal share); and
- Work with CMS to determine whether the other physician-administered drugs were eligible for rebates and, if so, upon receipt of the rebates, refund up to an estimated \$10.3 million (\$7.3 million Federal share) of rebates collected for other physician-administered drugs that may have been eligible for rebates.

AHCCCS plans to bill and collect the appropriate amount of rebates for single-source and top-20 multiple-source physician-administered drugs during the audit period after thoroughly reviewing the disputed utilization records with the contracted rebate vendor. However, AHCCCS disagrees with the OIG finding that Arizona was required to obtain rebates for other physician-administered drugs during the audit period and is communicating with CMS to determine whether these drugs were eligible for rebates. AHCCCS views any recoveries as a gain contingency and will not record any amounts until received. Further, as the repayments to CMS are predicated on the receipt of the drug rebates, AHCCCS did not record any liability to CMS at June 30, 2018.

(9) Interfund receivables, payables and transfers

Interfund activity is defined as transactions between funds administered by AHCCCS. The interfund balances as of June 30, 2018 consist of transfers from the Other Funds to the General Fund in the amount of \$8,525.

In the government-wide statement of activities, the interfund activity has been eliminated. The total net transfers out of \$99,487 reported on the statement of activities represents transfer activities to other State agencies.

ARIZONA HEALTH CARE COST CONTAINMENT SYSTEM

NOTES TO FINANCIAL STATEMENTS

Year Ended June 30, 2018
(dollar amounts expressed in thousands)

(10) Transactions with other State agencies and counties

Transactions with other State agencies and counties - AHCCCS contracts for administrative and programmatic services from other State agencies. Charges for administrative services are based on the performing agencies' actual cost. Charges for programmatic services are generally based on actuarially determined capitation rates. The following is a summary of contracted services provided:

Administrative services - The Arizona Department of Economic Security ("ADES") charges AHCCCS to determine eligibility for certain AHCCCS members. The Arizona Department of Administration charges AHCCCS for data center services, communication lines, risk management and training. The Arizona Department of Health Services ("ADHS") charges AHCCCS for licensure and screening services and administrative costs associated with the CHIP Vaccine for Children program and the Arizona State Immunization Information System. The Arizona Board of Nursing charges AHCCCS for the cost of administering the nurse aid training program for nurse assistants. The Arizona Office of Administrative Hearings charges AHCCCS for administrative hearing services. These expenditures are included in administrative expenditures or other sources (uses) in the accompanying Statement of Revenues, Expenditures and Changes in Fund Balances - Governmental Funds.

The following is a summary of transactions with these State agencies for the administrative services described above for the year ended June 30, 2018:

| | <u>Expenditures</u> |
|---|---------------------|
| Arizona Department of Economic Security | \$ 115,944 |
| Arizona Department of Administration | 15,815 |
| Arizona Department of Health Services | 979 |
| Arizona Board of Nursing | 210 |
| Arizona Office of Administrative Hearings | 295 |
| | <u>\$ 133,243</u> |

Programmatic services - Certain health care related programmatic services are provided by ADES. AHCCCS receives the State and federal funds for these services and transfers them to ADES pursuant to the terms of an intergovernmental agreement.

The amount of \$1,468,915 passed through to ADES for the year ended June 30, 2018 is classified as long-term care services expenditures in the accompanying Statement of Revenues, Expenditures and Changes in Fund Balances - Governmental Funds.

Revenues include \$264,673 from Arizona counties during fiscal year 2018. To the extent expenditures for long-term care services are less than county and State contributions, AHCCCS is required to remit such amounts equally to the State and the counties. At June 30, 2018, the amount of \$4,308 is reported as due to counties and due to State respectively for county and State contributions that exceeded related expenditures.

(11) Other pass through funds

Arizona school districts are eligible for federal matching funds for the administrative functions related to Early and Periodic Screening, Diagnosis and Treatment ("EPSDT") outreach services at the school level. Arizona school districts also are eligible for federal matching funds on a fee-for-service basis for the provision of certain AHCCCS program services provided to eligible students. These amounts are included within federal pass through funds in the accompanying Statement of Revenues, Expenditures and Changes in Fund Balances - Governmental Funds.

ARIZONA HEALTH CARE COST CONTAINMENT SYSTEM

NOTES TO FINANCIAL STATEMENTS

Year Ended June 30, 2018
(dollar amounts expressed in thousands)

(11) Other pass through funds (continued)

Arizona county and local governments contributed \$120,424 to qualify for matching federal funds for the Graduate Medical Education, Safety Net Care Pool and Disproportionate Share Hospital program payments and for the provision of qualifying services to hospitalized inmates. These amounts are included within county IGA pass through funds in the accompanying Statement of Revenues, Expenditures and Changes in Fund Balances - Governmental Funds.

Arizona counties contributed \$3,655 as determined by statutory calculation for administrative costs incurred by ADES for eligibility determinations and other operating costs associated with Proposition 204.

At June 30, 2018, AHCCCS recorded the following pass through revenue in the accompanying Statement of Revenues, Expenditures and Changes in Fund Balances - Governmental Funds:

| | <u>Funds Passed Through</u> |
|--|---------------------------------|
| Arizona School Districts | |
| Administrative Services Federal Funds | \$ 8,052 |
| Program Services Federal Funds | 77,284 |
| Arizona Department of Economic Security | |
| County Contribution for Administrative Costs | <u>3,655</u> |
| | <u>\$ 88,991</u> |

(12) New pronouncements

The Governmental Accounting Standards Board ("GASB") issued several pronouncements prior to June 30, 2018 with effective dates within or after the fiscal year ended June 30, 2018. AHCCCS adopted the following new pronouncements in the fiscal year ended June 30, 2018:

In June 2015, the GASB issued Statement No. 75, *Accounting and Financial Reporting for Postemployment Benefit Plans Other Than Pension*, effective for fiscal years beginning after June 15, 2017. The primary objective of this Statement is to improve accounting and financial reporting by State and local governments for postemployment benefits other than pensions (other postemployment benefits or OPEB). It also improves information provided by State and local governmental employers about financial support for OPEB that is provided by other entities. This Statement results from a comprehensive review of the effectiveness of existing standards of accounting and financial reporting for all postemployment benefits (pensions and OPEB) with regard to providing decision-useful information, supporting assessments of accountability and interperiod equity, and creating additional transparency. AHCCCS adopted Statement No. 75 in fiscal year 2018. See Note 6.

In March 2017, the GASB issued Statement No. 85, *Omnibus 2017*. The objective of this Statement is to address practice issues that have been identified during implementation and application of certain GASB Statements. This Statement addresses a variety of topics including issues related to blending component units, goodwill, fair value measurement and application, and postemployment benefits (pensions and other postemployment benefits). The requirements of this Statement are effective for reporting periods beginning after June 15, 2017. AHCCCS adopted Statement No. 85 in fiscal year 2018. See Notes 5 and 6.

ARIZONA HEALTH CARE COST CONTAINMENT SYSTEM

NOTES TO FINANCIAL STATEMENTS

Year Ended June 30, 2018
(dollar amounts expressed in thousands)

(13) Subsequent events

AHCCCS enrollment for fiscal year 2018 was less than originally forecasted. After several years of relatively sustained growth, AHCCCS enrollment declined in eight of twelve months in fiscal year 2018. For the period June 2017 to June 2018, AHCCCS enrollment declined from 1,922,724 to 1,849,093, this represents a decrease of 73,631 members or 3.8%. The decline in Title XIX enrollment was even more significant as the Title XXI KidsCare program actually grew by 8,683 members or 41.2% over the same time period. The enrollment decrease can be attributed to the strong Arizona economy. The monthly indicators as reported by the JLBC October 2018 Monthly Fiscal Highlights all support the Arizona recovery and subsequent Medicaid member month decline. Accordingly, AHCCCS projects that the declining enrollment trend will continue through fiscal year 2019.

The total fiscal year 2019 appropriation for AHCCCS is \$12,520.5 million compared to the final \$12,032.9 million appropriation for fiscal year 2018. This increase reflects projected spending primarily due to projected caseload growth and rate increases. Due to actual enrollment decreases through the first four months of fiscal year 2019, the fiscal year 2019 appropriated funding is projected to be sufficient to cover program operations and AHCCCS is not projecting any funding deficit.

For contract year ending 2019, AHCCCS is currently projecting overall weighted capitation rate increases of 2.5 percent across all lines of business. The contract year 2019, Acute Care capitation rates are projected to increase by 1.9 percent as compared to the .99 percent increase for contract year 2018. The 2018 increase is primarily based on non-baseline adjustments, reinsurance rebasing and prescription drug adjustments. The contract year 2019 Arizona Long Term Care System ("ALTCS" Elderly and Physically Disabled ("EPD")) capitation rates are estimated to increase by 2.9 percent as compared to the 1.17 percent for contract year 2018. The primary factor impacting the ALTCS EPD rates are trend and miscellaneous adjustments. AHCCCS moved forward with its largest integration effort where the new integrated product line will join physical and behavioral health services together to treat all aspects of members' health care needs under a chosen health plan for contract year 2019. It is expected that AHCCCS Complete Care facilitates enhanced coordination between providers within the same network, resulting in improved health outcomes for members. Capitation rates for the majority of Medicaid eligible adults and children will now be a fully integrated rate and will reflect the cost of care associated with the provision of physical health, behavioral health, and CRS (if applicable) services. It is important to note that federal law requires rates to be actuarially sound and the AHCCCS actuaries develop rates based on expected cost and utilization trends. In addition, AHCCCS must conduct an access to care analysis of its rates to assure that sufficient providers are willing to serve AHCCCS members. Therefore, depending on the results of this analysis and of AHCCCS' actuarial determination of the expected costs of the managed care organizations, the actual capitation rates could differ from projections.

Federal funding for Children's Health Insurance Program ("CHIP") was reauthorized at the Federal level in late 2017 with an additional extension in early 2018 and AHCCCS expects that sufficient CHIP Allotment funding will be available to continue both the Medicaid expansion CHIP and KidsCare programs through Federal fiscal year 2027. However, Laws 2017, Chapter 309, Section 7 amended A.R.S. § 36-2985 to require AHCCCS to stop processing all new applications for KidsCare if the effective FMAP is less than one hundred percent. Beginning on October 1, 2019, the FMAP for CHIP will decrease to 90.14% which will trigger a freeze in the KidsCare program if this law is not amended by the Legislature.

AHCCCS continues to aid in the development of a robust healthcare information technology ("HIT") by offering financial assistance to providers and other entities in adopting and using health HIT. Additionally, AHCCCS will continue the Targeted Investment Program that will make nearly \$280.0 million available over the next four years to Arizona providers who assist the State in promoting the integration of physical and behavioral health care, increasing efficiencies in care delivery and improving health outcomes.

ARIZONA HEALTH CARE COST CONTAINMENT SYSTEM

NOTES TO FINANCIAL STATEMENTS

Year Ended June 30, 2018
(dollar amounts expressed in thousands)

(13) Subsequent events (continued)

AHCCCS continues to operate under an approved extension of the Section 1115 Waiver through September 30, 2021. The approval included Arizona's request to modernize its Medicaid program and continue many of the existing authorities allowing AHCCCS to maintain its unique and successful managed care model, use home and community based services for members with long-term care needs and other innovations that make AHCCCS one of the most cost effective Medicaid programs in the nation. The Waiver allows Arizona to run its managed care model and exempts Arizona from certain provisions of the Social Security Act and includes expenditure authority for costs not otherwise matched by the federal government. Waiver programs are required to be budget neutral for the federal government – not cost more federal dollars than without a waiver.

AHCCCS' budget request for fiscal year 2020, submitted to the Governor in September 2018 included a rebase of the fiscal year 2019 budget. Based on decreasing caseloads as previously stated, AHCCCS believes the fiscal year 2019 appropriations will be sufficient. However, factors such as Federal law changes, CMS decisions, legal decisions, economic conditions impacting case load changes compared to projections and the eligibility system shifts in population categories may influence any final fiscal year surplus or an unanticipated need of a supplemental appropriation. AHCCCS management will closely monitor all these factors in relation to the adequacy of the fiscal year 2019 appropriation and fiscal year 2020 budget request.

Effective October 1, 2018, AHCCCS commenced AHCCCS Complete Care which will integrate physical and behavioral health care contracts under managed care plans for the majority of the 1.9 million AHCCCS members. The integrated delivery model will offer a more cohesive health care system for members incentivizing quality health care outcomes with value based purchasing, and leverage health care information technology for improved care coordination. Additionally, integrating physical behavioral health care contracts will drive several strategic, innovative health care initiatives forward.

REQUIRED SUPPLEMENTARY INFORMATION

ARIZONA HEALTH CARE COST CONTAINMENT SYSTEM

BUDGETARY COMPARISON SCHEDULE - GENERAL FUND

Year Ended June 30, 2018
(Unaudited)
(amounts expressed in thousands)

| | <u>Original Appropriation (Budget)</u> | <u>Final Appropriation (Budget)</u> | <u>Actual</u> | <u>Variance with Final Budget</u> |
|---|--|---|---------------|---|
| REVENUES | | | | |
| State appropriations | \$ - | \$ - | \$ 1,768,611 | \$ - |
| State ISA pass through funds | - | - | 446,112 | - |
| Federal government | - | - | 8,272,729 | - |
| Federal ISA/IGA pass through funds | - | - | 1,317,847 | - |
| County and other local government | - | - | 380,279 | - |
| County IGA pass through funds | - | - | 150,050 | - |
| Tobacco tax revenue | - | - | 37,017 | - |
| Tobacco litigation settlement | - | - | 101,761 | - |
| Other | - | - | 23,895 | - |
| Total revenues | - | - | 12,498,301 | - |
| OTHER FINANCING SOURCES | | | | |
| Operating transfers in | - | - | - | - |
| TOTAL REVENUES AND OTHER FINANCING SOURCES | - | - | 12,498,301 | - |
| PROGRAMMATIC EXPENDITURES | | | | |
| Traditional services | 3,999,497 | 3,796,882 | 3,474,175 | 322,707 |
| Proposition 204 services | 2,632,017 | 2,516,125 | 2,486,566 | 29,559 |
| Newly eligible adults | 458,541 | 450,284 | 416,094 | 34,190 |
| KidsCare services | 111,961 | 111,961 | 56,495 | 55,466 |
| Childrens rehabilitative services | 270,674 | 290,646 | 281,384 | 9,262 |
| Disproportionate share | 5,087 | 5,087 | 4,782 | 305 |
| Rural and critical access hospitals | 22,650 | 22,650 | 22,650 | - |
| Voluntary Political Subdivision Programs | 340,730 | 393,652 | 287,763 | 105,889 |
| Long-term care services | 1,435,108 | 1,435,108 | 1,417,544 | 17,564 |
| Behavioral health services | 1,926,200 | 2,232,955 | 2,309,429 | (76,474) |
| Behavioral support services | 21,716 | 21,716 | 19,342 | 2,374 |
| TOTAL PROGRAMMATIC EXPENDITURES | 11,224,181 | 11,277,066 | 10,776,224 | 500,842 |
| ADMINISTRATIVE EXPENDITURES | 242,115 | 265,856 | 232,849 | 33,007 |
| TOTAL APPROPRIATED EXPENDITURES | 11,466,296 | 11,542,922 | 11,009,073 | 533,849 |
| PRIOR YEAR APPROPRIATED EXPENDITURES | - | - | (6,420) | - |
| NON-APPROPRIATED EXPENDITURES | - | - | 1,400,101 | - |
| REVENUES AND OTHER FINANCING SOURCES OVER EXPENDITURES | - | - | 95,547 | - |
| FUND BALANCES, BEGINNING OF YEAR | - | - | 202,494 | - |
| FUND BALANCES, END OF YEAR | \$ - | \$ - | \$ 298,041 | \$ - |

See Notes to Financial Statements
See Independent Auditors' Report

ARIZONA HEALTH CARE COST CONTAINMENT SYSTEM

SCHEDULE OF THE AGENCY'S PROPORTIONATE SHARE OF THE NET PENSION LIABILITY - COST SHARING PLAN

(Unaudited)

(amounts expressed in thousands)

| | Reporting Fiscal Year (Measurement Date) | | | | |
|---|---|----------------|----------------|----------------|----------------------|
| | 2018 (2017) | 2017 (2016) | 2016 (2015) | 2015 (2014) | 2014 through 2006 |
| Agency's proportion of the net pension liability | 0.529910% | 0.470770% | 0.455146% | 0.470599% | Information |
| Agency's proportionate share of the net pension liability | \$ 82,550 | \$ 75,987 | \$ 70,896 | \$ 69,633 | not available |
| Agency's covered-employee payroll | \$ 49,620 | \$ 42,430 | \$ 42,770 | \$ 43,181 | |
| Agency's proportionate share of the net pension liability as a percentage of its covered-employee payroll | 166.36% | 179.09% | 165.76% | 161.26% | |
| Plan fiduciary net position as a percentage of the total pension liability | 69.92% | 67.06% | 68.35% | 69.49% | |

See Notes to Financial Statements
See Independent Auditors' Report

ARIZONA HEALTH CARE COST CONTAINMENT SYSTEM

SCHEDULE OF THE AGENCY'S PENSION CONTRIBUTIONS

(Unaudited)
(amounts expressed in thousands)

| | <u>Reporting Fiscal Year</u> | | | | | | | | | <u>2009 through 2006</u> |
|--|------------------------------|--------------|--------------|--------------|--------------|--------------|--------------|--------------|--------------|------------------------------|
| | <u>2018</u> | <u>2017</u> | <u>2016</u> | <u>2015</u> | <u>2014</u> | <u>2013</u> | <u>2012</u> | <u>2011</u> | <u>2010</u> | |
| Statutorily required contribution | \$ 5,792 | \$ 5,349 | \$ 4,604 | 4,548 | 4,779 | 4,466 | 4,238 | 3,600 | 4,140 | Information not available |
| Agency's contributions in relation to the statutorily required contribution | <u>5,792</u> | <u>5,349</u> | <u>4,604</u> | <u>4,548</u> | <u>4,779</u> | <u>4,466</u> | <u>4,238</u> | <u>3,600</u> | <u>4,140</u> | |
| Agency's contribution deficiency (excess) | \$ - | \$ - | \$ - | \$ - | \$ - | \$ - | \$ - | \$ - | \$ - | |
| Agency's covered-employee payroll | 53,128 | 49,620 | 42,430 | 42,770 | 43,181 | 40,970 | 40,364 | 37,494 | 45,999 | |
| Agency's contributions as a percentage of its covered- employee payroll | 10.90% | 10.78% | 10.85% | 10.63% | 11.07% | 10.90% | 10.50% | 9.60% | 9.00% | |

See Notes to Financial Statements
See Independent Auditors' Report

**UNIFORM GUIDANCE
SUPPLEMENTARY REPORTS**

ARIZONA HEALTH CARE COST CONTAINMENT SYSTEM

SCHEDULE OF EXPENDITURES OF FEDERAL AWARDS

Year Ended June 30, 2018
(amounts expressed in thousands)

| <u>Federal Grantor/Pass Through Agency/Program or Cluster Title</u> | <u>Federal CFDA Number</u> | <u>Contract Number</u> | <u>Passed through to Subrecipients</u> | <u>Federal Expenditures</u> |
|--|----------------------------|------------------------|--|-----------------------------|
| U.S. Department of Health and Human Services | | | | |
| Centers for Medicare and Medicaid Services Medical Assistance Program (Title XIX) | 93.778 | 11-W-00275/09 | \$ 5,090 | \$ 9,461,918 |
| Centers for Medicare and Medicaid Services Children's Health Insurance Program (Title XXI) | 93.767 | 21-W-00064/9 | - | 237,080 |
| Centers for Medicare and Medicaid Services ACA - Testing Experience and Functional Tools Grant | 93.627 | 1H1331305A | - | 88 |
| Substance Abuse and Mental Health Services Administration Block Grants for Community Mental Health Services | 93.958 | SM010004 | 11,045 | 11,557 |
| Substance Abuse and Mental Health Services Administration Block Grants for Prevention and Treatment of Substance Abuse | 93.959 | T1010004 | 37,005 | 38,754 |
| Substance Abuse and Mental Health Services Administration Substance Abuse and Mental Health Services Projects of Regional and National Significance (93.243) Cooperative Agreement to Benefit Homeless Individuals - Enhancement (CABHI-Enhancement) | 93.243 | SM062441 | 71 | 81 |
| Medication-Assisted Treatment Prescription Drug and Opioid Addiction (MAT-PDOA) | 93.243 | T1026754 | 870 | 932 |
| Strategic Prevention Framework - Partnership for Success | 93.243 | SP020154 | 285 | 432 |
| Cooperative Agreements for Adolescent and Transitional Aged Youth Treatment Implementation | 93.243 | T1025319 | 463 | 530 |
| Subtotal 93.243 | | | 1,689 | 1,975 |
| Substance Abuse and Mental Health Services Administration Projects for Assistance in Transition from Homelessness (PATH) | 93.150 | SM16003 | 1,339 | 1,373 |
| Substance Abuse and Mental Health Services Administration Opioid STR (State Targeted Response) | 93.788 | T180250 | 3,604 | 3,758 |
| TOTAL EXPENDITURES OF FEDERAL AWARDS | | | \$ 59,772 | \$ 9,756,503 |

See Independent Auditors' Report
See Notes to Schedule of Expenditures of Federal Awards

ARIZONA HEALTH CARE COST CONTAINMENT SYSTEM

NOTES TO THE SCHEDULE OF EXPENDITURES OF FEDERAL AWARDS

Year Ended June 30, 2018
(dollar amounts expressed in thousands)

(1) **Basis of presentation**

The accompanying Schedule of Expenditures of Federal Awards includes the federal grant activity of the **Arizona Health Care Cost Containment System** ("AHCCCS") under programs of the federal government for the year ended June 30, 2018. The information in this Schedule is presented in accordance with the requirements of Title 2 U.S. Code of Federal Regulations Part 200, *Uniform Administrative Requirements, Cost Principles, and Audit Requirements for Federal Awards* ("Uniform Guidance"). Because the Schedule presents only a selected portion of the operations of AHCCCS, it is not intended and does not present the financial position, changes in net position or cash flows of AHCCCS.

Additionally, our audit of **Arizona Health Care Cost Containment System's** major federal program was conducted as part of the State of Arizona's Single Audit for the year ended June 30, 2018. The State of Arizona's major federal programs were determined by the Office of the Auditor General by applying the risk-based approach for determining major federal programs in accordance with the Uniform Guidance. Our Report on Compliance for Each Major Federal Program relates only to the portion of the programs that were administered by **Arizona Health Care Cost Containment System** and does not purport to, and does not, report on compliance over other portions, if any, of the major federal programs or any other major federal programs of the State of Arizona.

(2) **Summary of significant accounting policies**

Expenditures reported on the Schedule of Expenditures of Federal Awards are reported on the accrual basis of accounting. Such expenditures are recognized following the cost principles contained in the Uniform Guidance, wherein certain types of expenditures are not allowable or are limited as to reimbursement. **Arizona Health Care Cost Containment System** has elected not to use the 10-percent de minimis indirect cost rate allowed under the Uniform Guidance.

(3) **Catalog of federal domestic assistance (CFDA) numbers**

The program titles and CFDA numbers were obtained from the 2018 *Catalog of Federal Domestic Assistance*.



4722 North 24th Street, Suite 300 ■ Phoenix, AZ 85016
Main: 602.264.6835 ■ Fax: 602.265.7631 ■ www.mhmcpa.com

**INDEPENDENT AUDITORS' REPORT ON INTERNAL CONTROL OVER FINANCIAL
REPORTING AND ON COMPLIANCE AND OTHER MATTERS BASED ON AN AUDIT OF
FINANCIAL STATEMENTS PERFORMED IN ACCORDANCE WITH
GOVERNMENT AUDITING STANDARDS**

To the Director of the

**ARIZONA HEALTH CARE COST CONTAINMENT SYSTEM
(AHCCCS, an agency of the state of Arizona)**

We have audited, in accordance with the auditing standards generally accepted in the United States of America and the standards applicable to financial audits contained in *Government Auditing Standards* issued by the Comptroller General of the United States, the financial statements of the governmental activities, the general fund, and the aggregate remaining fund information of **Arizona Health Care Cost Containment System**, as of and for the year ended June 30, 2018, and the related notes to the financial statements which collectively comprise **Arizona Health Care Cost Containment System's** basic financial statements, and have issued our report thereon dated February 11, 2019.

Internal Control Over Financial Reporting

In planning and performing our audit of the financial statements, we considered **Arizona Health Care Cost Containment System's** internal control over financial reporting (internal control) to determine the audit procedures that are appropriate in the circumstances for the purpose of expressing our opinion on the financial statements, but not for the purpose of expressing an opinion on the effectiveness of **Arizona Health Care Cost Containment System's** internal control. Accordingly, we do not express an opinion on the effectiveness of **Arizona Health Care Cost Containment System's** internal control.

A *deficiency in internal control* exists when the design or operation of a control does not allow management or employees, in the normal course of performing their assigned functions, to prevent, or detect and correct, misstatements on a timely basis. A *material weakness* is a deficiency, or a combination of deficiencies, in internal control, such that there is a reasonable possibility that a material misstatement of the entity's financial statements will not be prevented, or detected and corrected on a timely basis. A *significant deficiency* is a deficiency, or a combination of deficiencies, in internal control that is less severe than a material weakness, yet important enough to merit attention by those charged with governance.

Our consideration of internal control was for the limited purpose described in the first paragraph of this section and was not designed to identify all deficiencies in internal control that might be material weaknesses or significant deficiencies. Given these limitations, during our audit we did not identify any deficiencies in internal control that we consider to be material weaknesses. However, material weaknesses may exist that have not been identified.

Compliance and Other Matters

As part of obtaining reasonable assurance about whether **Arizona Health Care Cost Containment System's** financial statements are free of material misstatement, we performed tests of its compliance with certain provisions of laws, regulations, contracts and grant agreements, noncompliance with which could have a direct and material effect on the determination of financial statement amounts. However, providing an opinion on compliance with those provisions was not an objective of our audit, and accordingly, we do not express such an opinion. The results of our tests disclosed no instances of noncompliance or other matters that are required to be reported under *Government Auditing Standards*.

Purpose of this Report

The purpose of this report is solely to describe the scope of our testing of internal control and compliance and the results of that testing, and not to provide an opinion on the effectiveness of the entity's internal control or on compliance. This report is an integral part of an audit performed in accordance with *Government Auditing Standards* in considering the entity's internal control and compliance. Accordingly, this communication is not suitable for any other purpose.

A handwritten signature in black ink that reads "Mayer Hoffman McCann P.C." in a cursive style.

February 11, 2019



**INDEPENDENT AUDITORS' REPORT ON COMPLIANCE FOR EACH
MAJOR FEDERAL PROGRAM AND REPORT ON INTERNAL CONTROL
OVER COMPLIANCE REQUIRED BY THE UNIFORM GUIDANCE**

To the Director of the

**ARIZONA HEALTH CARE COST CONTAINMENT SYSTEM
(AHCCCS, an agency of the state of Arizona)**

Report on Compliance for Each Major Federal Program

We have audited **Arizona Health Care Cost Containment System's** compliance with the types of compliance requirements described in the U.S. Office of Management and Budget ("OMB") Compliance Supplement that could have a direct and material effect on **Arizona Health Care Cost Containment System's** major federal program for the year ended June 30, 2018. **Arizona Health Care Cost Containment System's** major federal program is identified in the summary of auditors' results section of the accompanying schedule of findings and questioned costs.

Management's Responsibility

Management is responsible for compliance with federal statutes, regulations, and the terms and conditions of its federal awards applicable to its federal programs.

Auditors' Responsibility

Our responsibility is to express an opinion on compliance for **Arizona Health Care Cost Containment System's** major federal program based on our audit of the types of compliance requirements referred to above. Except as noted in the following paragraph, we conducted our audit of compliance in accordance with auditing standards generally accepted in the United States of America; the standards applicable to financial audits contained in *Government Auditing Standards*, issued by the Comptroller General of the United States; and the audit requirements of Title 2 U.S. *Code of Federal Regulations* Part 200, *Uniform Administrative Requirements, Cost Principles, and Audit Requirements for Federal Awards* (the "Uniform Guidance"). Those standards and the Uniform Guidance require that we plan and perform the audit to obtain reasonable assurance about whether noncompliance with the types of compliance requirements referred to above that could have a direct and material effect on a major federal program occurred. An audit includes examining, on a test basis, evidence about **Arizona Health Care Cost Containment System's** compliance with those requirements and performing such other procedures as we considered necessary in the circumstances.

Our audit of **Arizona Health Care Cost Containment System's** major federal program was conducted as part of the State of Arizona's Single Audit for the year ended June 30, 2018. The State of Arizona's major federal programs were determined by the Office of the Auditor General by applying the risk-based approach for determining major federal programs in accordance with the Uniform Guidance. Our Report on Compliance for Each Major Federal Program relates only to the portion of the programs that were administered by **Arizona Health Care Cost Containment System** and does not purport to, and does not, report on compliance over other portions, if any, of the major federal programs or any other major federal programs of the State of Arizona.

We believe that our audit provides a reasonable basis for our opinion on **Arizona Health Care Cost Containment System's** compliance for its major federal program. However, our audit does not provide a legal determination of **Arizona Health Care Cost Containment System's** compliance.

Opinion on Each Major Federal Program

In our opinion, **Arizona Health Care Cost Containment System's** complied, in all material respects, with the types of compliance requirements referred to above that could have a direct and material effect on its major federal program for the year ended June 30, 2018.

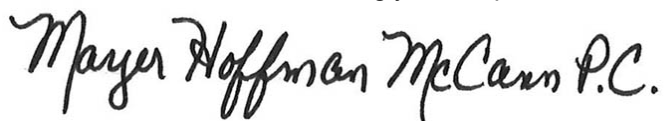
Report on Internal Control Over Compliance

Management of **Arizona Health Care Cost Containment System's** is responsible for establishing and maintaining effective internal control over compliance with the types of compliance requirements referred to above. In planning and performing our audit of compliance, we considered **Arizona Health Care Cost Containment System's** internal control over compliance with the types of requirements that could have a direct and material effect on the major federal program to determine the auditing procedures that are appropriate in the circumstances for the purpose of expressing an opinion on compliance for the major federal program and to test and report on internal control over compliance in accordance with the Uniform Guidance, but not for the purpose of expressing an opinion on the effectiveness of internal control over compliance. Accordingly, we do not express an opinion on the effectiveness of **Arizona Health Care Cost Containment System's** internal control over compliance.

A deficiency in internal control over compliance exists when the design or operation of a control over compliance does not allow management or employees, in the normal course of performing their assigned functions, to prevent, or detect and correct, noncompliance with a type of compliance requirement of a federal program on a timely basis. *A material weakness in internal control over compliance* is a deficiency, or combination of deficiencies, in internal control over compliance, such that there is a reasonable possibility that material noncompliance with a type of compliance requirement of a federal program will not be prevented, or detected and corrected, on a timely basis. *A significant deficiency in internal control over compliance* is a deficiency, or a combination of deficiencies, in internal control over compliance with a type of compliance requirement of a federal program that is less severe than a material weakness in internal control over compliance, yet important enough to merit attention by those charged with governance.

Our consideration of internal control over compliance was for the limited purpose described in the first paragraph of this section and was not designed to identify all deficiencies in internal control over compliance that might be material weaknesses or significant deficiencies. We did not identify any deficiencies in internal control over compliance that we consider to be material weaknesses. However, material weaknesses may exist that have not been identified.

The purpose of this report on internal control over compliance is solely to describe the scope of our testing of internal control over compliance and the results of that testing based on the requirements of the Uniform Guidance. Accordingly, this report is not suitable for any other purpose.



February 11, 2019

ARIZONA HEALTH CARE COST CONTAINMENT SYSTEM

SCHEDULE OF FINDINGS AND QUESTIONED COSTS

Year Ended June 30, 2018

Section I – Summary of Auditors' Results

Financial Statements

Type of report the auditor issued on whether the financial statements audited were prepared in accordance with GAAP:

Unmodified

Internal control over financial reporting:

- Material weakness(es) identified? _____ Yes No
- Significant deficiency(ies) identified? _____ Yes None reported

Noncompliance material to financial statements noted? _____ Yes No

Federal Awards

Internal control over major federal programs:

- Material weakness(es) identified? _____ Yes No
- Significant deficiency(ies) identified? _____ Yes None reported

Type of Auditors' Report issued on compliance for major federal program:

Unmodified

Any audit findings disclosed that are required to be reported in accordance with 2 CFR 200.516(a)?

_____ Yes No

Identification of major federal programs:

CFDA Number

Name of Federal Program or Cluster

93.778

Medical Assistance Program (Title XIX)

Dollar threshold used to distinguish between type A and type B programs:

\$29,269,509

Auditee qualified as low-risk auditee?

_____ Yes No

ARIZONA HEALTH CARE COST CONTAINMENT SYSTEM

SCHEDULE OF FINDINGS AND QUESTIONED COSTS

Year Ended June 30, 2018

Section II – Financial Statement Findings

None Noted

Section III – Federal Award Findings

None Noted

Corrective Action Plan and Summary Schedule of Prior Audit Findings

Year Ended June 30, 2018

Corrective Action Plan

No Current Year Findings Noted

Summary of Prior Year Audit Findings

| | |
|---------------------------|--|
| Item: | 2016-001 |
| CFDA Number: | 93.767 |
| Program: | Children's Health Insurance Program |
| Federal Agency: | U.S. Department of Health and Human Services |
| Agency Award Year: | July 1, 2015 through June 30, 2016 |
| Condition: | Using eligibility data, there were 235 identified individuals enrolled in the Kidscare eligibility category who were not transferred timely out of the Kidscare eligibility category in the month after the participant turned 19 in fiscal year 2016. |
| Current Status: | AHCCCS has partially corrected the matter. Below is a discussion of the items noted for 2017 and 2018, based upon follow-up, as well as the reasons for the finding's recurrence, the partial action taken by AHCCS and the remaining planned action. |

Using eligibility data, there were 48 identified individuals enrolled in the Kidscare eligibility category who were not transferred timely out of the Kidscare eligibility category in the month after the participant turned 19 in fiscal year 2017. Thus, we noted this finding was not corrected in fiscal 2017.

Using eligibility data, there were 9 identified individuals enrolled in the Kidscare eligibility category (out of 29,733 enrolled at June 1, 2018) who were not transferred timely out of the Kidscare eligibility category in the month after the participant turned 19 in fiscal year 2018.

The following describes actions taken by AHCCCS to address the finding. To ensure individuals who turn 19 are transitioned out of the KidsCare category timely, AHCCCS implemented two system enhancements to support the automatic transfer out of the Kidscare program and redetermination of eligibility in the month following the youth's 19th birthday. The initial enhancement implementing an automated age-out job was implemented at the end of 2014. A further enhancement was identified for scenarios when the age-out month and the renewal month coincide. A system change was implemented at the end of March 2016 that changed the order of the automated jobs and runs the age-out job before the renewal job to prevent a pending renewal from extending eligibility in the wrong category. To identify and correct records that were processed before this date or that failed to transition timely for any reason, an ad hoc report and manual reconciliation

process was implemented in October 2016 to identify records with members in an age-limited category past the month they aged out. Once identified, the reported records are distributed to the appropriate staff at each agency to redetermine eligibility or make corrections to the date of birth as needed. Increasing the number of staff working the report will expedite the process and reduce backlogs. All corrective actions as identified were implemented with the applicable refunds reported on the CMS-21 during federal fiscal year 2017 for the 2016 finding and federal fiscal year 2018 for the 2017 issues.

For the 2018 issues noted above, AHCCCS has identified two system problems that contributed to the finding recurring and individuals not being transferring out of Kidscare timely: (1) when a member's age change occurred within the three months prior to annual renewal, the age change cancelled out the renewal; and (2) Premium Billing job reinstated some members after the age job was run. AHCCCS has begun drafting a System Request to make an enhancement to HEAplus to ensure that the Kidscare eligibility is given block coverage end date through their 19th birthday month and a determination is made for ongoing eligibility. While the System Request is being created and implemented, the contractor is running a query to find cases that fall into this scenario and they are being manually processed by the Eligibility System Support team of the Division of Member Services. On September 13, 2018, a System Request was implemented in the Premium Billing job to verify a member's age prior to reopening any cases, and there have been no issues discovered since this implementation took place. For the 2018 issues, AHCCCS will report the applicable refunds on the CMS-21 during federal fiscal year 2019.

Using the above noted eligibility data, it was also noted that in fiscal year 2018, 48 members were enrolled in the Kidscare program with an open eligibility determination that was not set to expire at the end of their eligibility period.

The system problems that contributed to the open eligibility determination issues in fiscal year 2018 are the same as those identified for members not transferring out of the Kidscare program timely noted above. Therefore, AHCCCS' remaining planned actions includes a System Request being implemented (an enhancement to HEAplus), a temporary manual process and a System Request implemented in the Premium Billing job to correct the late transfer-out issues are also applied to resolve the open eligibility end date issues. AHCCCS will report the applicable refunds related to the 2018 issues on the CMS-21 during federal fiscal year 2019.