



ARIZONA COALITION
FOR MILITARY FAMILIES
BUILDING SUPPORT FOR ALL WHO SERVE

Building Support for all Who Serve

Strengthening Service Delivery to
Military Members, Veterans & Their Families

November 18, 2015 – Phoenix, AZ

Thomas R. Winkel, MA, LPC
Director of Community Engagement



ARIZONA COALITION
FOR MILITARY FAMILIES
BUILDING SUPPORT FOR ALL WHO SERVE

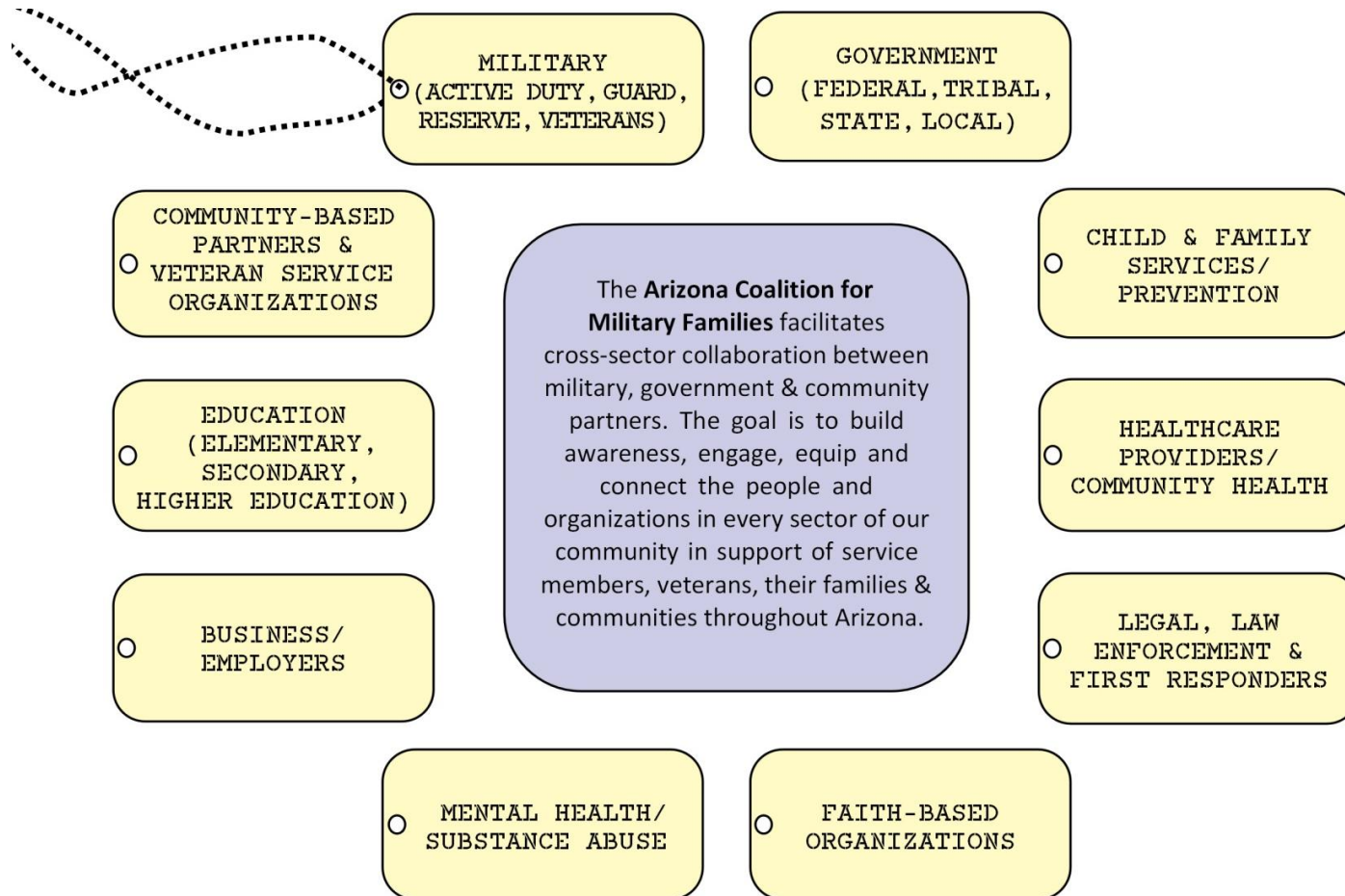
The Arizona Coalition for Military Families is a nationally-recognized **public/private partnership** focused on building Arizona's capacity to care for and support all service members, veterans, their families and communities.

One Great Point!



**Can you find the resources
right for you?**

No Wrong Door...No Wrong Person



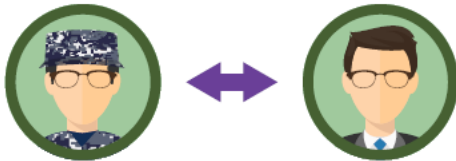
Right Resource, Right Time

Arizona's Military/Veteran Population



ACTIVE DUTY

- 5 military installations
- 20,600+ service members



NATIONAL GUARD & RESERVE

- 13,600+ service members



VETERANS

- +/- 600,000 veterans of all eras
- 25% live in rural areas
- High concentration post 9/11



FAMILY MEMBERS

- Spouses, significant others, children, parents, siblings, etc.



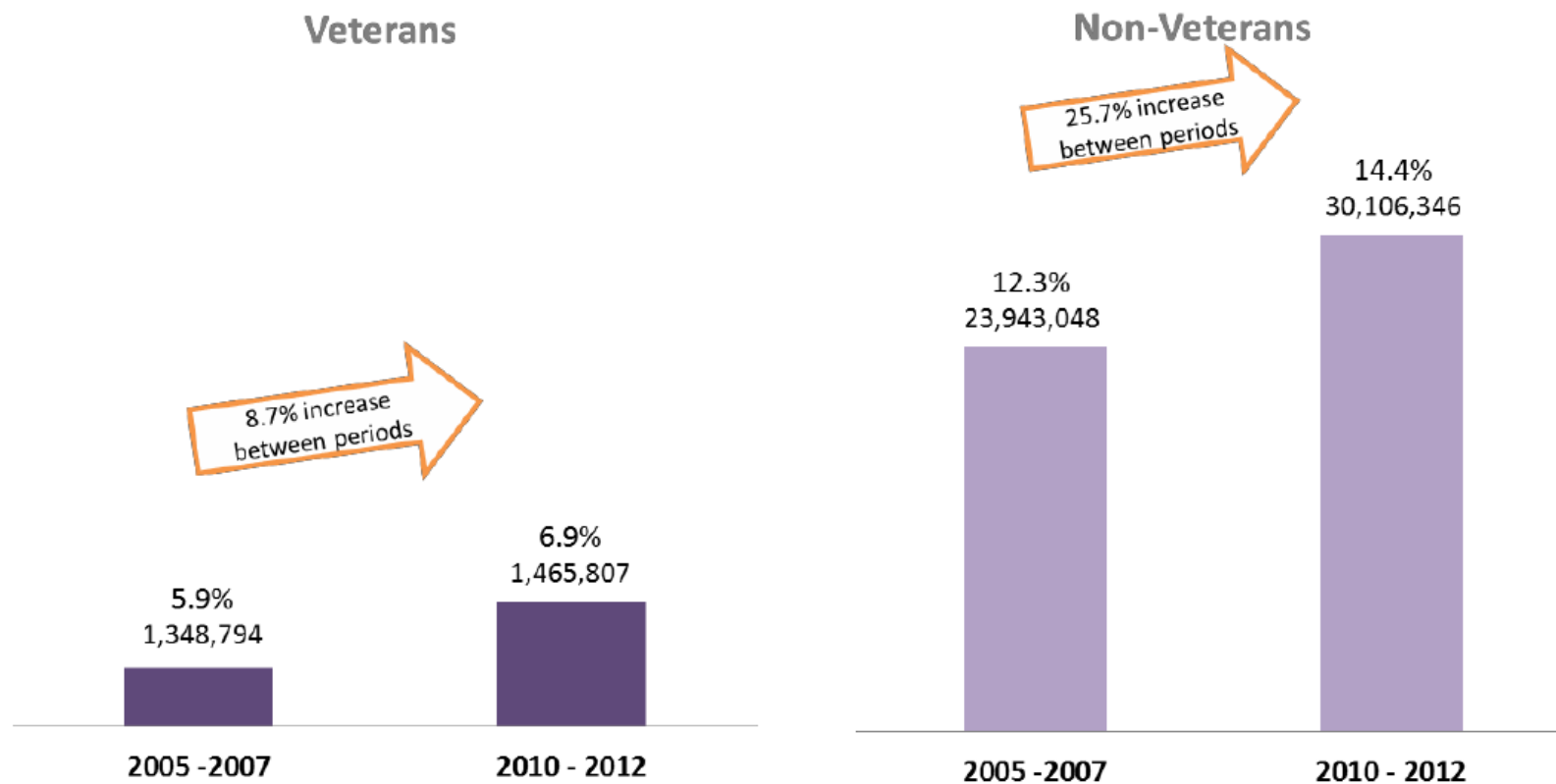
Special Populations to Consider

- Aging veterans
- Justice-involved veterans
- Native American veterans
- Women veterans
- Active Duty/Guard/Reserve service members
- Military/Veteran children & youth
- Young adults & college students
- Rural veterans

Veterans & Poverty

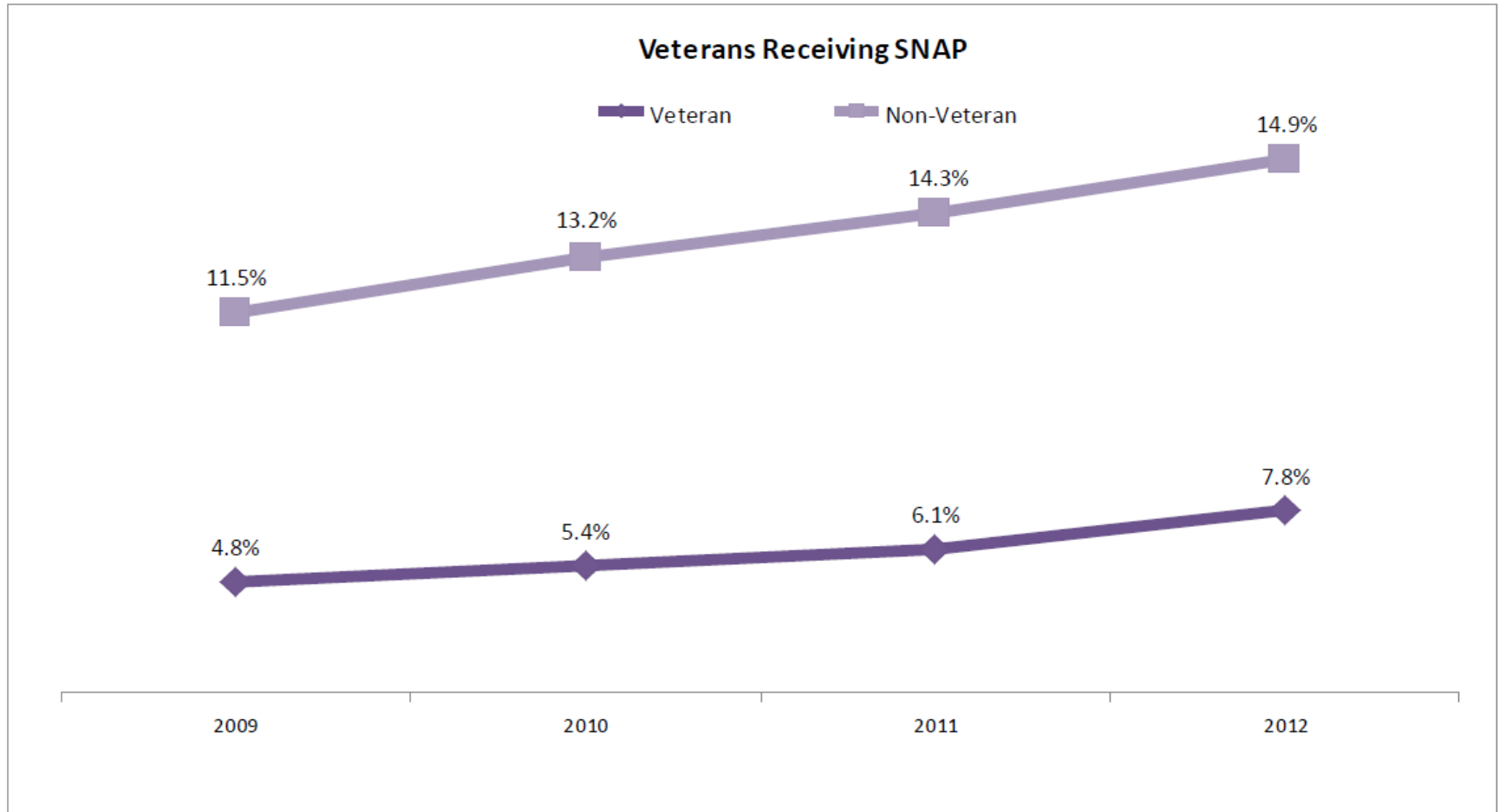
U.S. Department of Veterans Affairs
National Center for Veterans Analysis and Statistics

Veterans have a lower poverty rate than non-Veterans and the Veteran poverty rate is rising.



Note: The percentage increase in the arrows shows the percentage increase in raw numbers between the two periods. The percent above the bar shows the percent below poverty. The number in the bar below the percent, shows the number below poverty.

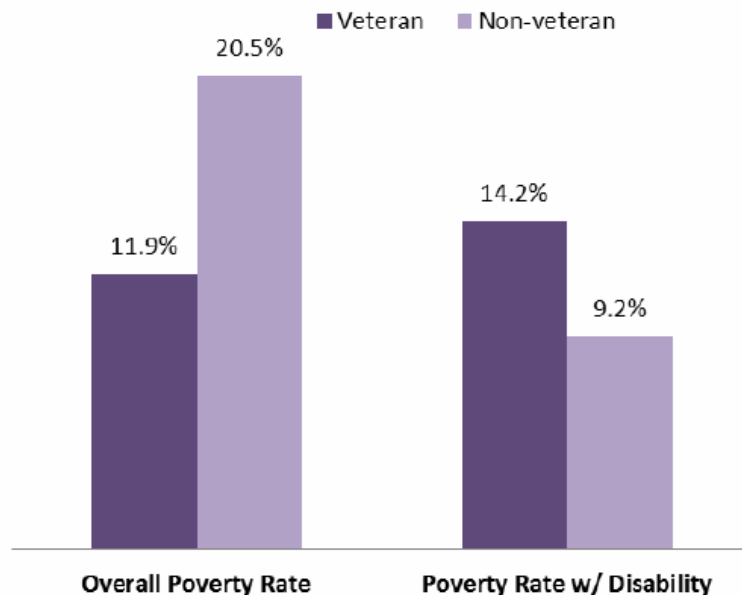
Supplemental Nutrition Assistance Program (SNAP) benefit participation depends on meeting low income and asset thresholds. These data augment poverty statistics. Veteran participation in SNAP falls below the non-Veteran rate. Veteran rate of participation, in recent years, has been rising faster than the non-Veteran rate.



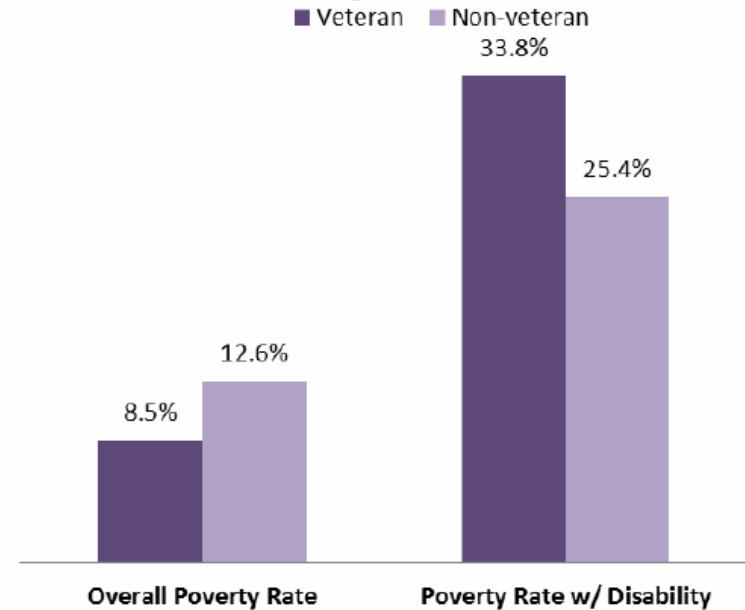
Note: The ACS data does not necessarily indicate that the Veteran is the person receiving SNAP benefits. It means the Veteran lives in a household that receives them.

The poverty rate for Veterans ages 18 – 34 years old is higher than those between the ages of 35 – 54 years old. The poverty rate for disabled Veterans is higher than for disabled non-Veterans for both age groups.

**Veteran and Non-Veteran Poverty
Ages 18 - 34**




**Veteran and Non-Veteran Poverty
Ages 35 - 54**



Note: The ACS disability definition includes anyone who identifies as having hearing, vision, cognitive, ambulatory, self-care or independent living difficulty.



625,000 Service Members & Veterans + Family Members



Opportunities for Building Capacity and Collaboration Around Serving the Military, Veteran & Family Population




TRAINING & TECHNICAL ASSISTANCE

- Providers, Administrators, Support Staff
- Military/Veteran Culture, Resource Navigation

PARTNER PROCESS

- Guidelines for CARE: Behavioral Health, Prevention, Health Care (coming soon)
- Participation in resource matching technology (under development)





Building Support for all Who Serve

Strengthening Service Delivery to
Military Members, Veterans & Their Families

November 18, 2015 – Phoenix, AZ

Thomas R. Winkel, MA, LPC
Director of Community Engagement