



Welcome to the American Rescue Plan Act Stakeholder Feedback Forum

While you are waiting TEST YOUR AUDIO.

LISTEN FOR MUSIC.

You were automatically muted upon entry.

Please only join by phone or computer.


Please use the chat feature for questions or raise your hand.



Thank you.



Welcome to the Community Forum



RESILIENT
Arizona

CRISIS COUNSELING PROGRAM

Call
2-1-1 

100% FREE CRISIS COUNSELING

See resilientarizona.org
for disclaimer and details.



Welcome to the Community Forum



RESILIENT
Arizona

CRISIS COUNSELING PROGRAM

Call
2-1-1 

CONFIDENTIAL CRISIS COUNSELING

See resilientarizona.org
for disclaimer and details.



Welcome to the Community Forum



RESILIENT
Arizona

CRISIS COUNSELING PROGRAM

Call
2-1-1 

100% FREE COUNSELING

See resilientarizona.org
for disclaimer and details.



Welcome to the Community Forum



RESILIENT *Arizona*
CRISIS COUNSELING PROGRAM

See resilientarizona.org for disclaimer and details.

Call
2-1-1 



Welcome to the Community Forum



RESILIENT *Arizona*
CRISIS COUNSELING PROGRAM

See resilientarizona.org for disclaimer and details.

Call
2-1-1 



Welcome to the Community Forum



RESILIENT *Arizona*
CRISIS COUNSELING PROGRAM

See resilientarizona.org for disclaimer and details.

Call
2-1-1 



Welcome! We will begin shortly.




RESILIENT *Arizona*
CRISIS COUNSELING PROGRAM

See resilientarizona.org for disclaimer and details.

Call
2-1-1 

Zoom Webinar Controls

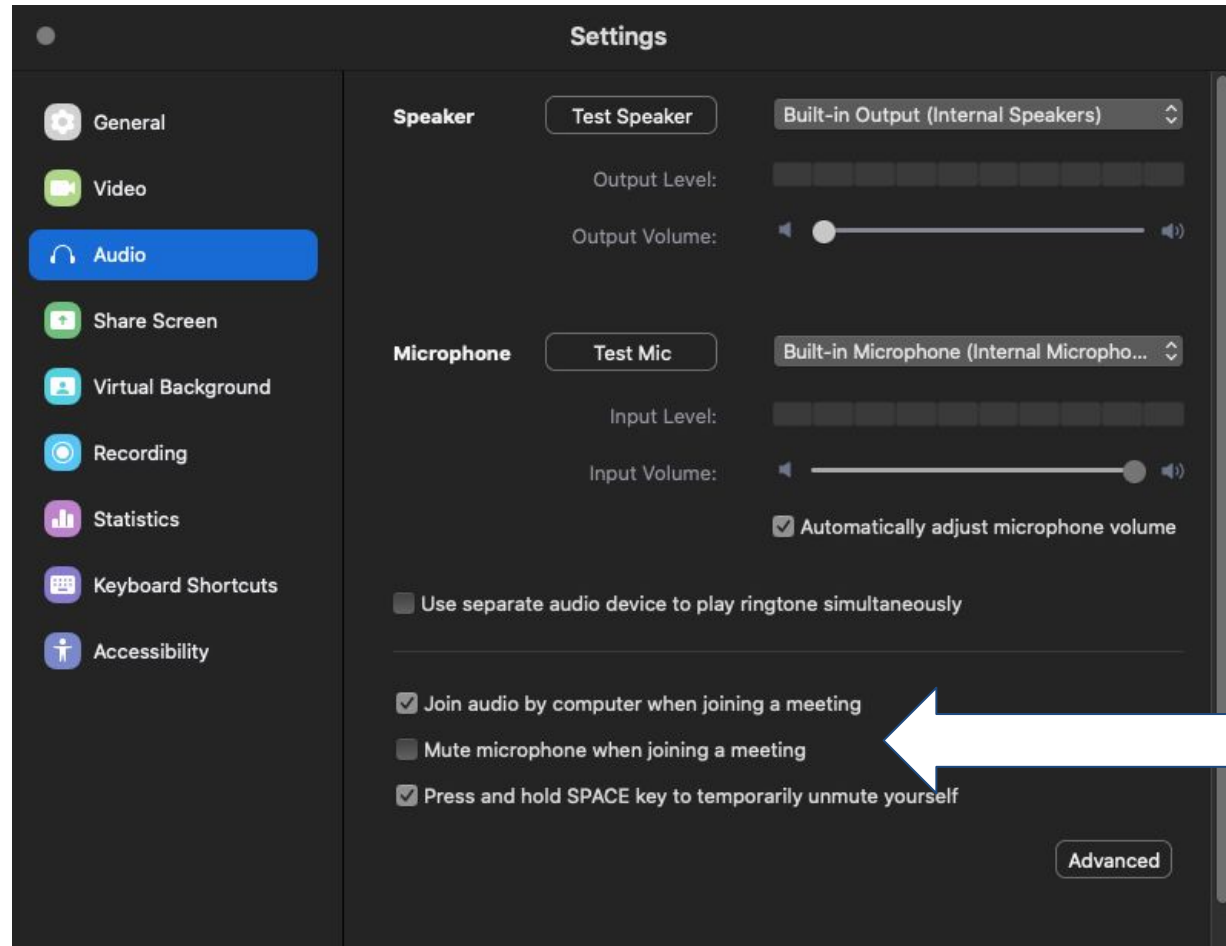
Navigating your bar on the bottom...



- **Windows:** You can also use the **Alt+Y** keyboard shortcut to raise or lower your hand.
- **Mac:** You can also use the **Option+Y** keyboard shortcut to raise or lower your hand.

A screenshot of the Zoom Webinar interface. On the left, a 'Select a Speaker' menu is open, showing options: 'Same as System', 'Built-in Output (Internal Speakers)' (checked), 'Test Speaker & Microphone...', 'Leave Computer Audio', and 'Audio Settings...'. A white arrow points from the 'Audio Settings...' option to the 'Audio Settings' button in the bottom control bar. The bottom control bar is dark grey and contains icons for 'Chat' and 'Raise Hand', and a red 'Leave' button on the right.

Audio Settings



The screenshot shows the Zoom application settings window, specifically the Audio settings. The left sidebar contains various settings categories, with 'Audio' highlighted in blue. The main panel is divided into 'Speaker' and 'Microphone' sections. The 'Speaker' section includes a 'Test Speaker' button, a dropdown menu for 'Built-in Output (Internal Speakers)', and sliders for 'Output Level' and 'Output Volume'. The 'Microphone' section includes a 'Test Mic' button, a dropdown menu for 'Built-in Microphone (Internal Micropho...', sliders for 'Input Level' and 'Input Volume', and a checked checkbox for 'Automatically adjust microphone volume'. Below these sections are several checkboxes: 'Use separate audio device to play ringtone simultaneously' (unchecked), 'Join audio by computer when joining a meeting' (checked), 'Mute microphone when joining a meeting' (unchecked), and 'Press and hold SPACE key to temporarily unmute yourself' (checked). An 'Advanced' button is located at the bottom right. A white arrow points from the right edge of the image towards the 'Join audio by computer when joining a meeting' checkbox.

Settings

- General
- Video
- Audio**
- Share Screen
- Virtual Background
- Recording
- Statistics
- Keyboard Shortcuts
- Accessibility

Speaker Test Speaker Built-in Output (Internal Speakers)

Output Level: [Progress Bar]

Output Volume: [Slider]

Microphone Test Mic Built-in Microphone (Internal Micropho...)

Input Level: [Progress Bar]

Input Volume: [Slider]

Automatically adjust microphone volume

Use separate audio device to play ringtone simultaneously

Join audio by computer when joining a meeting

Mute microphone when joining a meeting

Press and hold SPACE key to temporarily unmute yourself

Advanced

Tips for successful ZOOM PARTICIPATION



MUTE your mic
when you're not
speaking



BACKGROUND
NOISE watch when
turning on mic



Limit the
DISTRACTIONS
around you



Look at the
CAMERA
not your screen



PREPARE & queue
docs or links that
you plan to share



Stay FOCUSED by
not texting or side
conversations



Use GALLERY
VIEW to see all
participants



Use CHAT to ask
questions or share
resources



American Rescue Plan Act (ARPA) Section 9817 10% HCBS FMAP Enhancement

Agenda

1. Overview of ARPA
2. Overview of the State Medicaid Director Letter Guidance for the Home and Community Based Services Section
3. Spending Plan Submission
4. Services Eligible
5. Eligible Improvement Activities
6. Open Discussion

Definitions and Acronyms

AHCCCS: Arizona Health Care Cost Containment System (Arizona's Medicaid)

ARPA: American Rescue Plan Act

CMCS: Center for Medicare, Medicaid and Chip Services

FMAP: Federal Medical Assistance Percentage (commonly known as federal match)

HCBS: Home and Community-Based Services as defined in [A.R.S. §36-2931](#) and [A.R.S. §36-2939](#).

American Rescue Plan Act of 2021

 A small glass vial labeled 'VACCINE COVID-19 CORONA VIRUS' is surrounded by several red, spiky virus particles. A white plus sign is positioned to the right of the vial.	 A white van is shown in motion, driving on a road with a blurred background of greenery and a blue sky.	 A collection of white, oval-shaped pills is spilling out of an orange pill container onto a US one hundred dollar bill.	 A wide-angle view of a city skyline at dusk or night, with mountains visible in the background under a clear sky.	 A woman with long dark hair is sitting at a table, looking at a blue folder. A young child is sitting next to her, holding a yellow pencil.	 A black and white photograph of a woman in profile, looking down at a baby who is lying down.
COVID-19 Vaccine Administration	Mobile Crisis Services	Elimination of Medicaid Drug Rebate Cap	100% FMAP for Urban Indian Health Program	10% Increase to FMAP for HCBS	Twelve Months Postpartum Coverage



American Rescue Plan Act of 2021 - Section 9817



**10% Increase
to
FMAP for
HCBS**

**4/1/21 -
3/31/22**

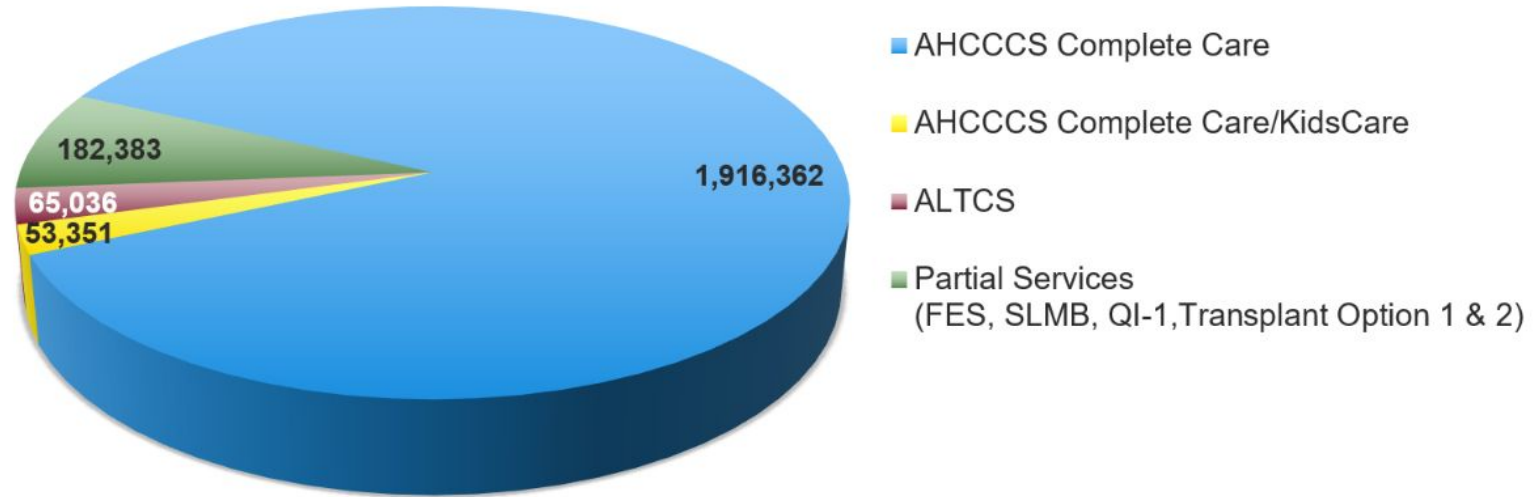
- HCBS provision offers temporary 10 percentage point bump for certain HCBS services
- [State Medicaid Director Letter](#) from CMCS issued May 13, 2021 detailing:
 - Services eligible for the enhancement and how to claim the enhancement
 - How to demonstrate compliance with the ARPA's non-supplantation language via a maintenance of effort on eligibility, covered services, and provider rates in effect as of April 1, 2021
 - Examples of activities that enhance, expand, or strengthen HCBS
 - Requirements to supplement, not supplant, and
 - Mandates that states to submit both an initial and quarterly HCBS spending plan and narrative on the state's planned HCBS activities; initial submission must occur within 30 days of release of this guidance (by 6/12/21)

Services Eligible to Claim 10% FMAP Increase

- Home Health Care
- Personal Care Services
- Self-Directed Personal Care Services
- Case Management
- School Based Services
- Rehabilitative Services (including mental health and substance use disorder services)
- Private Duty Nursing
- Alternative Benefit Plans

AHCCCS Enrollment by Program (as of May 1, 2021)

Total Enrollment 2,217,132



Section 9817 - HCBS ARPA Program Requirements

CMS expects that states will:

- Not impose stricter eligibility standards, methodologies, or procedures for HCBS programs and services than were in place on April 1, 2021;
- Preserve covered HCBS, including the services themselves and the amount, duration, and scope of those services, in effect as of April 1, 2021; and
- Maintain HCBS provider payments at a rate no less than those in place as of April 1, 2021.

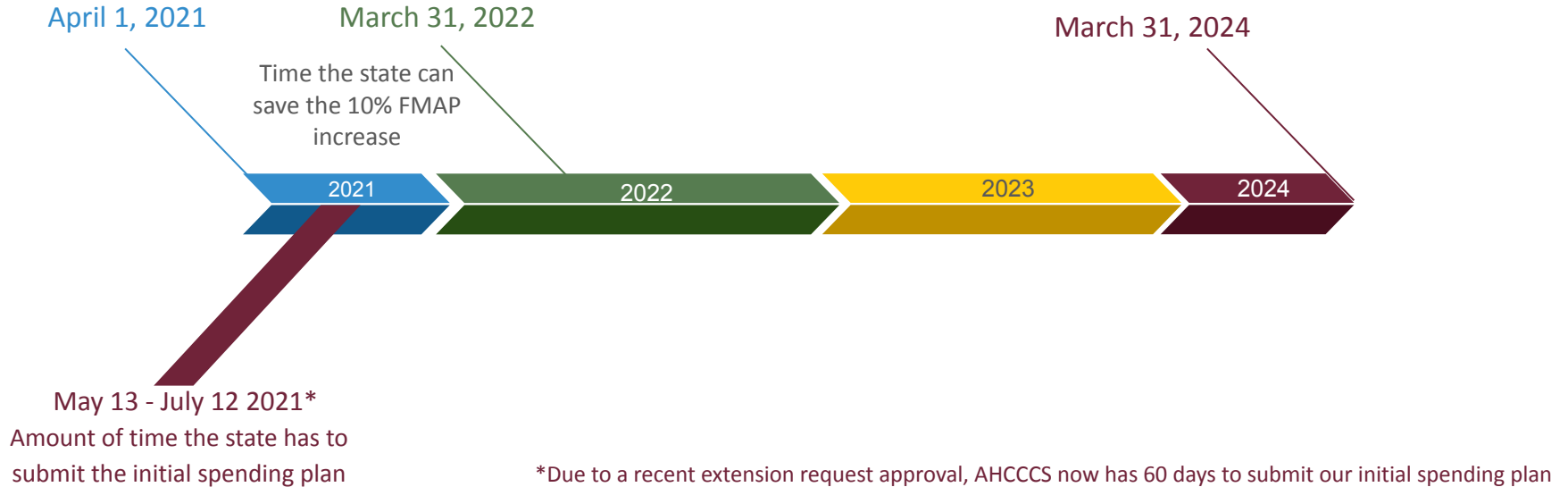
Spending Plan

- CMS is requiring states to submit both an initial and quarterly HCBS spending plans and narratives to CMS on the activities that the state has and plans implement.
- States must submit the initial HCBS spending plan and narrative within 30 days of the release of SMDL #21-003.
 - **NEW**: Due July 12, 2021.
- Spending plans are subject to CMS approval, and will be made public.
- There is opportunity to amend the initial spending plan through subsequent quarterly reports.

Eligible HCBS Improvement Activities

- New and/or Additional HCBS
- Payment Rates
- Specialized Payments
- Workforce Recruitment & Training
- Supports for Family Caregivers
- One-Time Community Transition Costs
- Addressing Social Determinants of Health and Health Disparities
- Expanding Capacity
- Assistive Technology and Other Supports for Persons with Disabilities
- Strengthening Assessment and Person-Centered Planning Practices
- Quality Improvement Activities
- Developing Cross System Partnerships
- Training and Respite
- Improving Eligibility Systems
- Expanding Use of Technology and Telehealth
- Providing Access to Additional Equipment or Devices

Time the State Can Spend the Savings Accrued From the 10% FMAP Increase



Important Factors

- The funding is short-term and must be spent by March 31, 2024 (3 years).
- These efforts cannot negatively impact our current HCBS. It can only add programs, services and activities.
- If there is a new program/activity/service funded, it must be completed by March 2024 or have a plan to fund it in another way after March 2024.

For Discussion

What do you think we should focus efforts on?



Context for feedback:

- **Details** of the suggestion
- **Sustainability** after enhanced funding concludes
 - **Ease** of implementation
 - **Impact** on our members



DISCUSSION